

SHEET No.	SHEET NAME	REV.	ISSUED	REV. DATE
TP0.00	COVER PAGE	A	TOWN PLANNING	19/02/21
TP0.01	DEVELOPMENT SUMMARY & LEGEND	A	TOWN PLANNING	19/02/21
TP0.02	DESIGN RESPONSE WITH SITE PHOTOS	A	TOWN PLANNING	19/02/21
TP0.03	SITE OPPORTUNITIES & CONSTRAINTS	A	TOWN PLANNING	19/02/21
TP0.11	EXISTING SITE CONDITIONS	A	TOWN PLANNING	19/02/21
TP0.12	DEMOLITION PLAN	A	TOWN PLANNING	19/02/21
TP0.13	PROPOSED SITE PLAN	A	TOWN PLANNING	19/02/21
TP0.21	PERSPECTIVE IMAGES - SHEET 01	A	TOWN PLANNING	19/02/21
TP0.22	PERSPECTIVE IMAGES - SHEET 02	A	TOWN PLANNING	19/02/21
TP1.01	OVERALL PLAN - SEMI-BASEMENT	A	TOWN PLANNING	19/02/21
TP1.02	FLOOR PLAN - SEMI-BASEMENT - HOTEL - PART A	A	TOWN PLANNING	19/02/21
TP1.03	FLOOR PLAN - SEMI-BASEMENT - HOTEL - PART B	A	TOWN PLANNING	19/02/21
TP1.04	OVERALL PLAN - GROUND LEVEL	B	TOWN PLANNING	12/05/21
TP1.05	FLOOR PLAN - GROUND LEVEL - SERVICED APARTMENTS / FORESHORE VILLAS	A	TOWN PLANNING	19/02/21
TP1.06	FLOOR PLAN - GROUND LEVEL - HOTEL	A	TOWN PLANNING	19/02/21
TP1.07	FLOOR PLAN - GROUND LEVEL - GARDEN & LAGOON VILLAS - PART A	A	TOWN PLANNING	19/02/21
TP1.08	FLOOR PLAN - GROUND LEVEL - LAGOON VILLAS - PART B	A	TOWN PLANNING	19/02/21
TP1.09	OVERALL PLAN - LEVEL 01	B	TOWN PLANNING	12/05/21
TP1.10	FLOOR PLAN - LEVEL 01 - SERVICED APARTMENTS / ROOF PLAN - FORESHORE VILLAS	A	TOWN PLANNING	19/02/21
TP1.11	FLOOR PLAN - LEVEL 01 - HOTEL	A	TOWN PLANNING	19/02/21
TP1.12	ROOF PLAN - GARDEN & LAGOON VILLAS - PART A	A	TOWN PLANNING	19/02/21
TP1.13	ROOF PLAN - LAGOON VILLAS - PART B	A	TOWN PLANNING	19/02/21
TP1.14	OVERALL PLAN - LEVEL 02	B	TOWN PLANNING	12/05/21
TP1.15	FLOOR PLAN - LEVEL 02 - SERVICED APARTMENTS	A	TOWN PLANNING	19/02/21
TP1.16	FLOOR PLAN - LEVEL 02 - HOTEL	A	TOWN PLANNING	19/02/21
TP1.17	OVERALL PLAN - LEVEL 03	B	TOWN PLANNING	12/05/21
TP1.18	FLOOR PLAN - LEVEL 03 - SERVICED APARTMENTS	A	TOWN PLANNING	19/02/21
TP1.19	FLOOR PLAN - LEVEL 03 - HOTEL	A	TOWN PLANNING	19/02/21
TP1.20	OVERALL PLAN - LEVEL 04	B	TOWN PLANNING	12/05/21
TP1.21	FLOOR PLAN - LEVEL 04 - SERVICED APARTMENTS	A	TOWN PLANNING	19/02/21
TP1.22	FLOOR PLAN - LEVEL 04 - HOTEL	A	TOWN PLANNING	19/02/21
TP1.23	OVERALL PLAN - LEVEL 05	B	TOWN PLANNING	12/05/21
TP1.24	FLOOR PLAN - LEVEL 05 - SERVICED APARTMENTS	A	TOWN PLANNING	19/02/21
TP1.25	FLOOR PLAN - LEVEL 05 - HOTEL	A	TOWN PLANNING	19/02/21
TP1.26	OVERALL PLAN - ROOF	A	TOWN PLANNING	19/02/21
TP2.01	OVERALL ELEVATIONS - SERVICED APARTMENT / FORESHORE VILLAS	A	TOWN PLANNING	19/02/21
TP2.02	OVERALL ELEVATIONS - HOTEL	A	TOWN PLANNING	19/02/21
TP2.03	OVERALL ELEVATIONS - GARDEN VILLAS	A	TOWN PLANNING	19/02/21
TP2.04	OVERALL ELEVATIONS - LAGOON VILLAS	A	TOWN PLANNING	19/02/21
TP3.02	BUILDING SECTIONS - GARDEN & LAGOON VILLA	A	TOWN PLANNING	19/02/21
TP3.03	BUILDING SECTION - HOTEL / F&B BAR	A	TOWN PLANNING	19/02/21
TP4.01	PROPOSED SHADOW DIAGRAMS	A	TOWN PLANNING	19/02/21

# 257

LITTLE MINDIL - 25 GILRUTH AVENUE, THE GARDENS, DARWIN

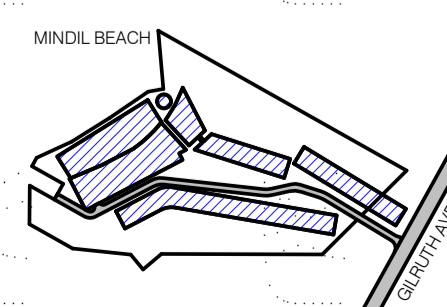


HACHEM ARCHITECTURE INTERIOR MARKETING

HACHEM.COM.AU LEVEL 3, 2 DREWEYRY PLACE 188 WESTON STREET  
 INFO@HACHEM.COM.AU MELBOURNE 3000 BRUNSWICK EAST 3057  
 STUDIO +61 1300 734 560 VICTORIA, AUSTRALIA VICTORIA, AUSTRALIA

The information contained within this and accompanying documents is confidential and commercially sensitive. They are permitted only to be opened, read and used by the addressee. Verify all dimensions and levels on site prior to shop drawing or construction. Do not scale drawings. Figure dimensions must be used in preference to scaled dimensions. Notify Architect of any discrepancies.

REV.	DESCRIPTION	DATE
A	TOWN PLANNING SUBMISSION	19/02/21



PROJECT LOCATION  
 25 GILRUTH AVENUE,  
 THE GARDENS, DARWIN

DRAWING SCALE SHEET SIZE PROJECT NO  
 A1 257

CLIENT DRAWING DATE CHECK DRAWN  
 DAVID DO AWI 19/02/21 EP KS



DRAWING TITLE  
 COVER PAGE

PROJECT NAME  
 LITTLE MINDIL

TOWN PLANNING  
 REVISION BUILDING / ATTRIBUTE  
 A 12°26'59" S  
 130°49'45" E

DRAWING NO.  
**TP0.00**



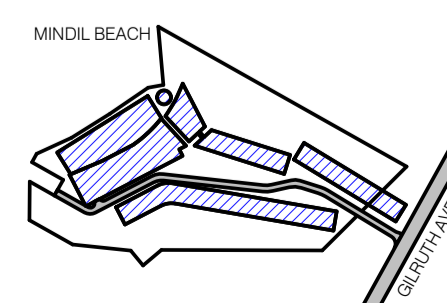



HACHEM ARCHITECTURE INTERIOR MARKETING

HACHEM.COM.AU LEVEL 3, 2 DREWERY PLACE 183 WESTON STREET  
 INFO@HACHEM.COM.AU MELBOURNE 3000 BRUNSWICK EAST 3057  
 STUDIO +61 1300 734 560 VICTORIA, AUSTRALIA VICTORIA, AUSTRALIA

The information contained within this and accompanying this document is confidential and commercially sensitive. They are permitted only to be opened, read and used by the addressee. Verify all dimensions and levels on site prior to shop drawing or construction. Do not scale drawings. Figure dimensions must be used in preference to scaled dimensions. Notify Architect of any discrepancies.

REV.	DESCRIPTION	DATE
A	TOWN PLANNING SUBMISSION	19/02/21



PROJECT LOCATION  
 25 GILRUTH AVENUE,  
 THE GARDENS, DARWIN

CLIENT  
 DAVID DO AWI

DRAWING SCALE  
 SHEET SIZE  
 PROJECT NO

DRAWING DATE  
 CHECK  
 DRAWN



DRAWING TITLE  
 DESIGN RESPONSE WITH SITE  
 PHOTOS

PROJECT NAME  
 LITTLE MINDIL

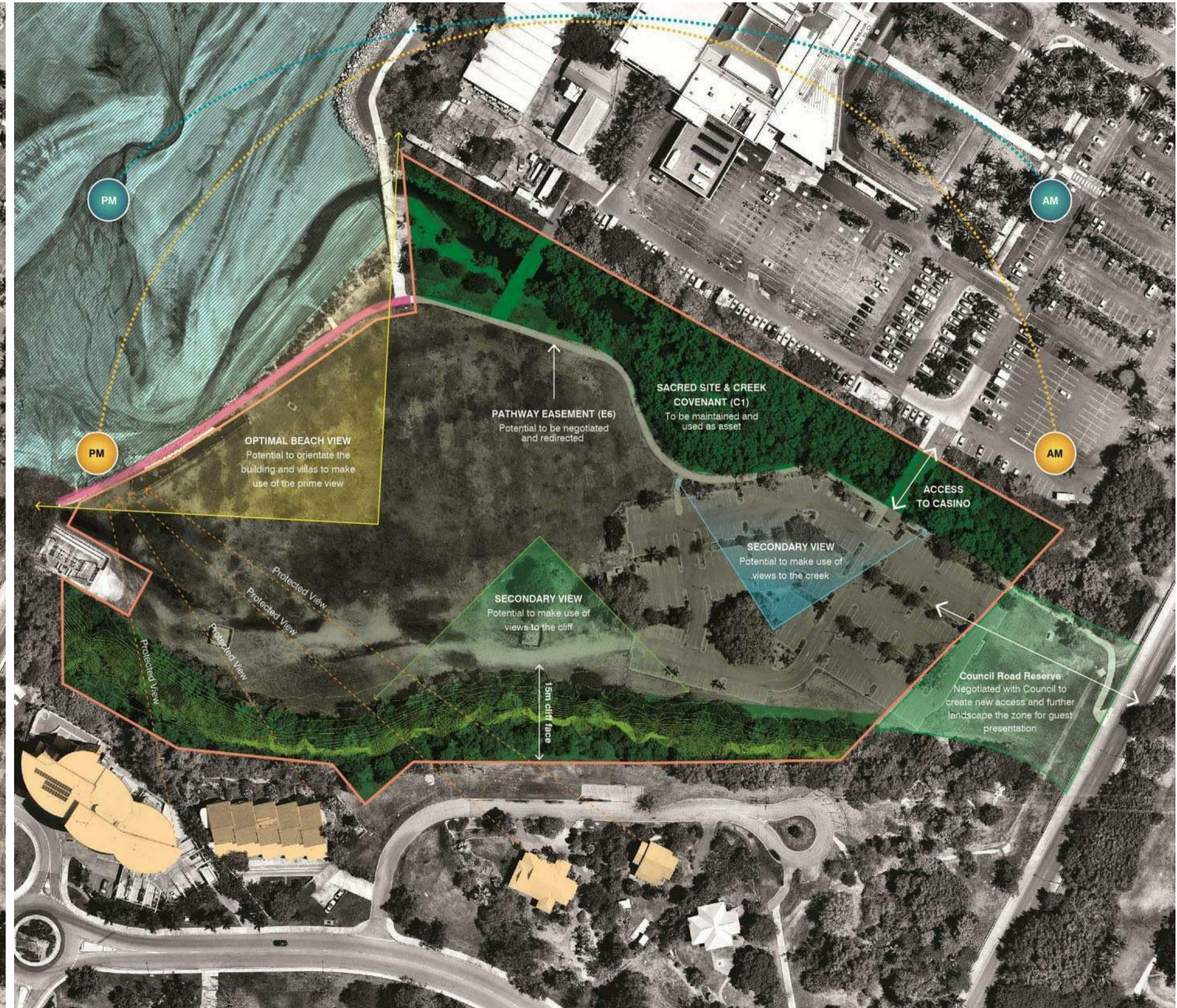
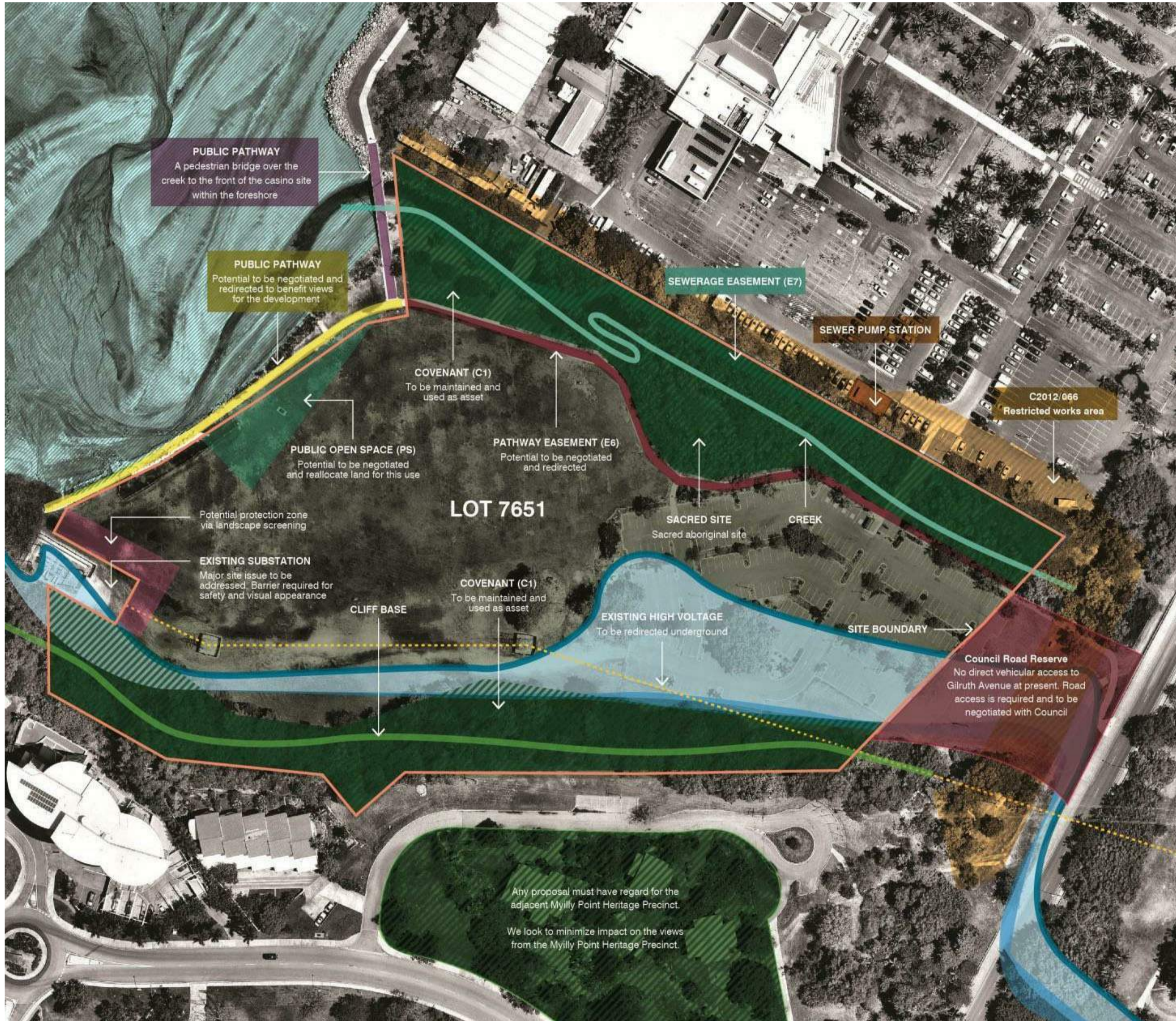
REVISION  
 BUILDING / ATTRIBUTE

DRAWING NO.

TOWN PLANNING

**A**  
 12°26'59" S  
 130°49'45" E

**TP0.02**

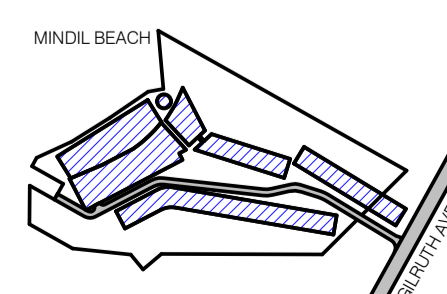



HACHEM ARCHITECTURE INTERIOR MARKETING

HACHEM.COM.AU LEVEL 3, 2 DREWERY PLACE 188 WESTON STREET  
 INFO@HACHEM.COM.AU MELBOURNE 3000 BRUNSWICK EAST 3067  
 STUDIO +61 1300 734 560 VICTORIA, AUSTRALIA VICTORIA, AUSTRALIA

The information contained within this and accompanying documents is confidential and commercially sensitive. They are permitted only to be opened, read and used by the addressee. Verify all dimensions and levels on site prior to shop drawing or construction. Do not scale drawings. Figure dimensions must be used in preference to scaled dimensions. Notify Architect of any discrepancies.

REV.	DESCRIPTION	DATE
A	TOWN PLANNING SUBMISSION	19/02/21



PROJECT LOCATION  
 25 GILRUTH AVENUE,  
 THE GARDENS, DARWIN

CLIENT  
 DAVID DO AWI

DRAWING SCALE  
 SHEET SIZE  
 PROJECT NO

DRAWING DATE  
 CHECK  
 DRAWN



DRAWING TITLE  
 SITE OPPORTUNITIES &  
 CONSTRAINTS

PROJECT NAME  
 LITTLE MINDIL

REVISION  
 BUILDING / ATTRIBUTE

DRAWING NO.

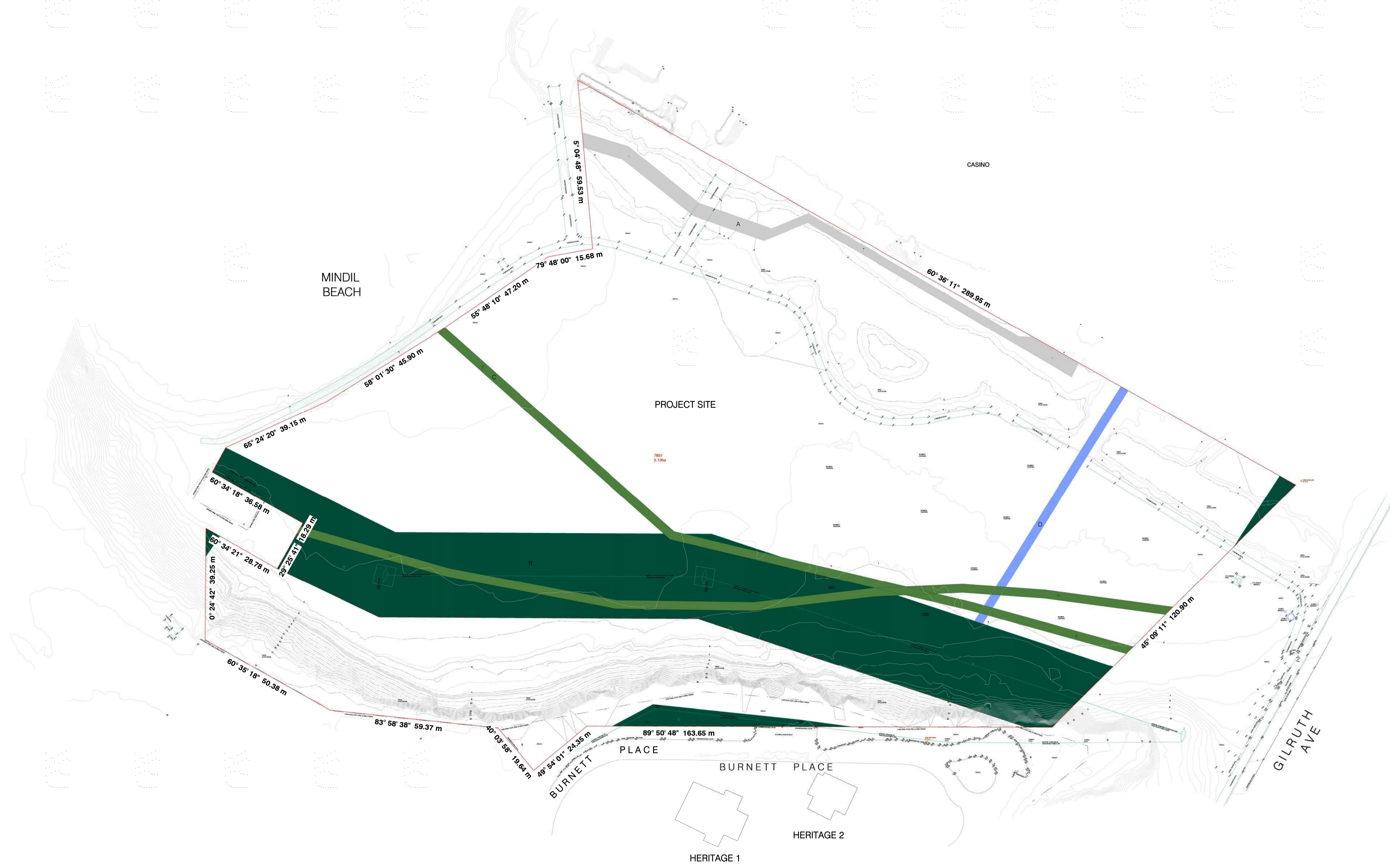
A  
 12°26'59" S  
 130°49'45" E

**TP0.03**

TOWN PLANNING

**EASEMENT LEGEND**

- A = EASEMENT (SEWERAGE) BENEFIT TO THE POWER & WATER CORPORATION.
- B = EASEMENT (ELECTRICITY SUPPLY) BENEFIT TO THE POWER & WATER CORPORATION.
- C = EASEMENT (ELECTRONIC COMMUNICATIONS SUPPLY) BENEFIT TO THE POWER & WATER CORPORATION.
- D = EASEMENT (RIGHT OF WAY) BENEFIT TO THE POWER & WATER CORPORATION.

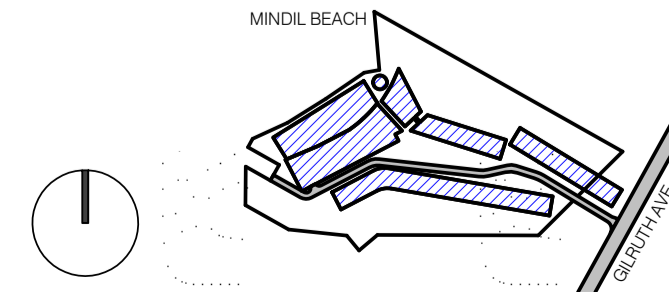


1 SITE PLAN - EXISTING  
1 : 750

**HACHEM ARCHITECTURE INTERIOR MARKETING**  
 HACHEM.COM.AU LEVEL 3, 2 DREWERY PLACE 183 WESTON STREET  
 INFO@HACHEM.COM.AU MELBOURNE 3000 BRUNSWICK EAST 3057  
 STUDIO +61 1300 734 560 VICTORIA, AUSTRALIA VICTORIA, AUSTRALIA

The information contained within this and accompanying this document is confidential and commercially sensitive. They are permitted only to be opened, read and used by the addressee. Verify all dimensions and levels on site prior to shop drawing or construction. Do not scale drawings. Figure dimensions must be used in preference to scaled dimensions. Notify Architect of any discrepancies.

REV.	DESCRIPTION	DATE
A	TOWN PLANNING SUBMISSION	19/02/21



PROJECT LOCATION  
 25 GILRUTH AVENUE,  
 THE GARDENS, DARWIN

CLIENT  
 DAVID DO AWI

DRAWING SCALE  
 As indicated

DRAWING DATE  
 19/02/21

SHEET SIZE  
 A1

CHECK  
 EP

PROJECT NO  
 257

DRAWN  
 KS



DRAWING TITLE  
 EXISTING SITE CONDITIONS

PROJECT NAME  
 LITTLE MINDIL

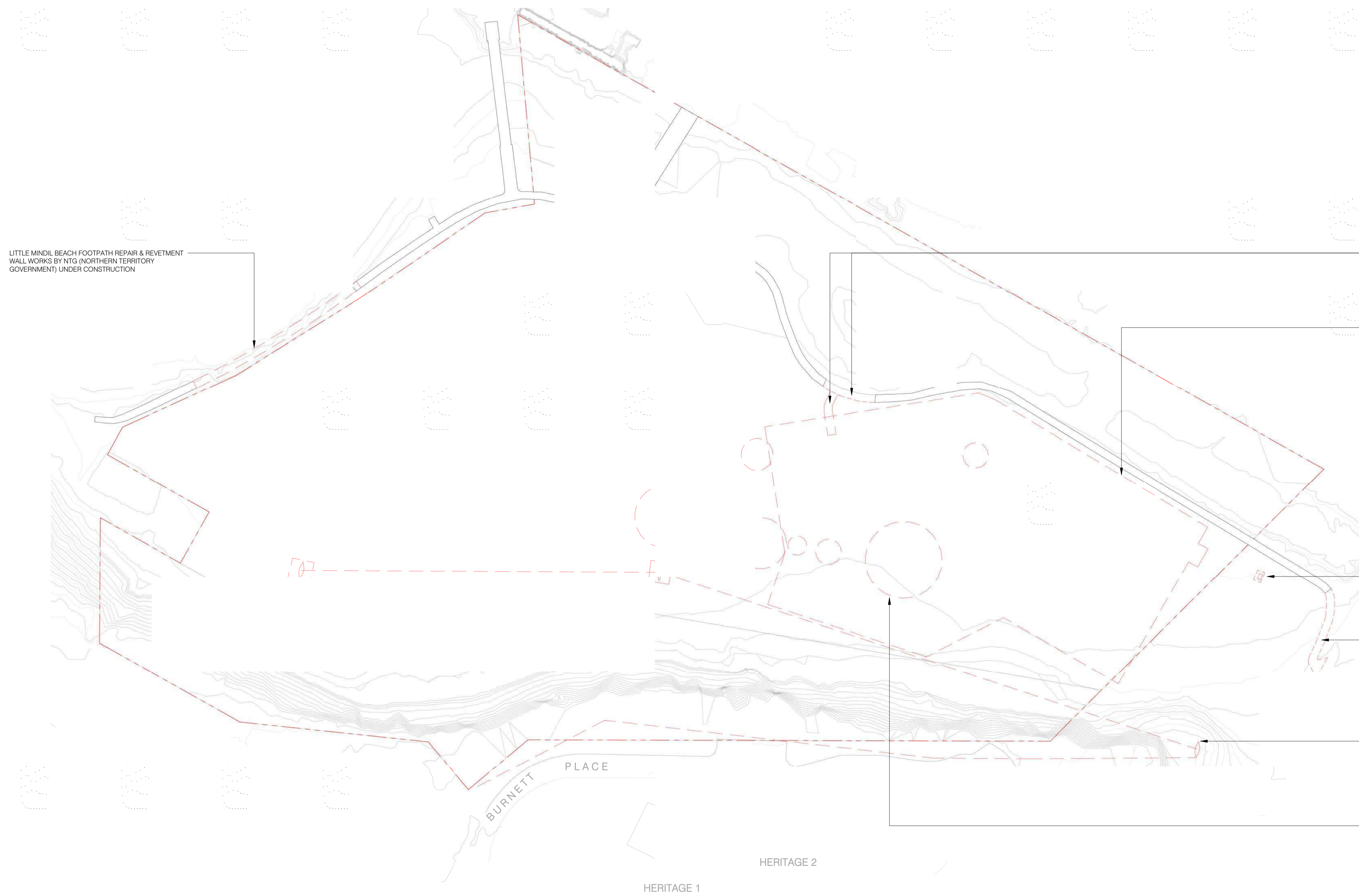
REVISION  
**A**

BUILDING / ATTRIBUTE  
 12°26'59" S  
 130°49'45" E

DRAWING NO.

TOWN PLANNING

**TP0.11**



LITTLE MINDIL BEACH FOOTPATH REPAIR & REVELTMENT WALL WORKS BY NTG (NORTHERN TERRITORY GOVERNMENT) UNDER CONSTRUCTION

REFER TO ENGINEERING SERVICES REPORT BY ADG PREPARED AS ADDITIONAL INFORMATION IN SUPPORT OF THIS DEVELOPMENT APPLICATION.

DETAILED ENGINEERING DIAGRAMS & MANAGEMENT REQUIREMENTS FOR THE PROPOSED DEVELOPMENT ARE TO BE SUBMITTED TO THE RELEVANT AUTHORITY FOR APPROVAL PRIOR TO ANY WORKS COMMENCING ON SITE.

TELSTRA & OTHER COMMUNICATION INFRASTRUCTURE TO BE RE-ROUTED SUBJECT TO APPROVAL.

EXISTING PATH TO BE DEMOLISHED SHOWN DASHED

EXISTING CAR PARK TO BE DEMOLISHED SHOWN DASHED

EXISTING (11KV) UNDERGROUND HV CABLES TO BE DE-COMMISSIONED AND SUBSTATION 3044 (SHOWN AS ELECTRICAL BOX AS PER SURVEY) TO BE REMOVED AS PART OF THIS PROPOSED DEVELOPMENT.

EXISTING PATH TO BE DEMOLISHED SHOWN DASHED

HIGH VOLTAGE PYLONS & OVERHEAD POWERLINES (66KV) TO BE RE-LOCATED UNDERGROUND SUBJECT TO APPROVAL

ALL EXISTING TREES ON SITE EXCLUDING THOSE LOCATED WITHIN COVENANT C1 (CLIFF BASE/ ENCASCIPMENT & SACRED SITE) TO BE REMOVED AND REPLACED - REFER TO LANDSCAPE PLAN BY CLOUSTON ASSOCIATES  
 \* TREES SHOWN DASHED IN RED ARE INDICATIVE ONLY. ADDITIONAL TREES NOT SHOWN ON THIS DRAWING MAY REQUIRE REMOVAL

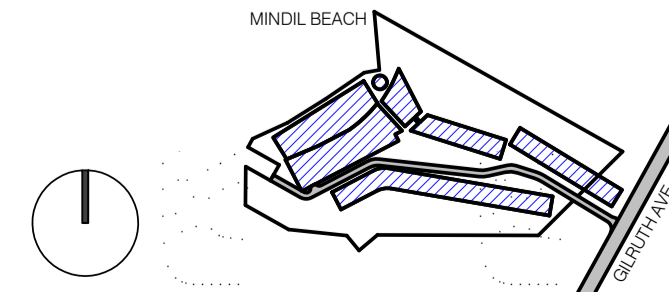
1 SITE PLAN - DEMOLITION 1 : 750

HACHEM ARCHITECTURE INTERIOR MARKETING

HACHEM.COM.AU LEVEL 3, 2 DREWERY PLACE 183 WESTON STREET  
 INFO@HACHEM.COM.AU MELBOURNE 3000 BRUNSWICK EAST 3067  
 STUDIO +61 1300 734 560 VICTORIA, AUSTRALIA VICTORIA, AUSTRALIA

The information contained within this and accompanying this document is confidential and commercially sensitive. They are permitted only to be opened, read and used by the addressee. Verify all dimensions and levels on site prior to shop drawing or construction. Do not scale drawings. Figure dimensions must be used in preference to scaled dimensions. Notify Architect of any discrepancies.

REV.	DESCRIPTION	DATE
A	TOWN PLANNING SUBMISSION	19/02/21



PROJECT LOCATION  
 25 GILRUTH AVENUE,  
 THE GARDENS, DARWIN

CLIENT  
 DAVID DO AWI

DRAWING SCALE  
 1 : 750

DRAWING DATE  
 19/02/21

SHEET SIZE  
 A1

CHECK  
 EP

PROJECT NO  
 257

DRAWN  
 KS



DRAWING TITLE  
 DEMOLITION PLAN

PROJECT NAME  
 LITTLE MINDIL

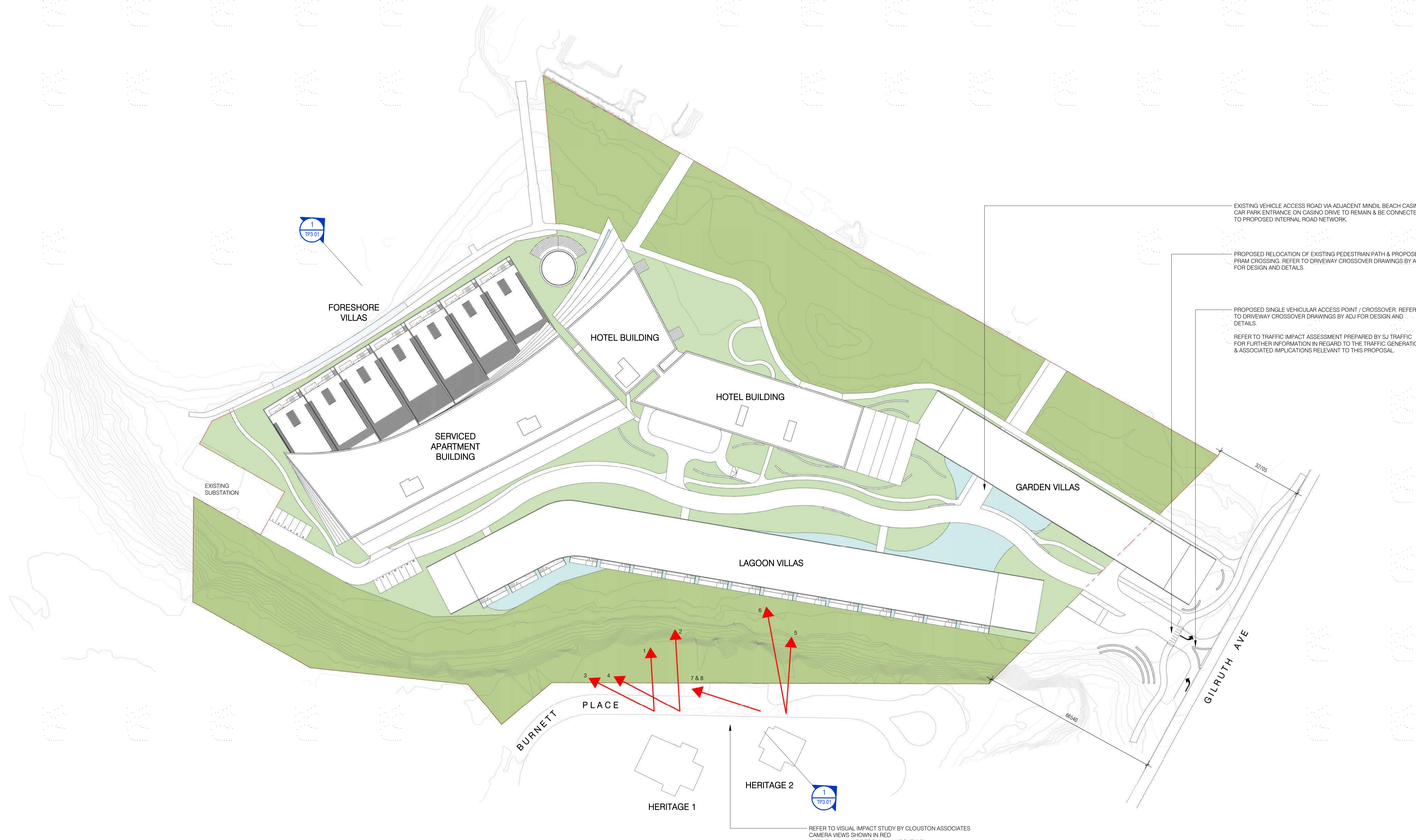
REVISION  
 A

DRAWING NO.

TOWN PLANNING

BUILDING / ATTRIBUTE  
 12°26'59" S  
 130°49'45" E

TP0.12



1  
TP3.01

EXISTING VEHICLE ACCESS ROAD VIA ADJACENT MINDIL BEACH CASINO CAR PARK ENTRANCE ON CASINO DRIVE TO REMAIN & BE CONNECTED TO PROPOSED INTERNAL ROAD NETWORK.

PROPOSED RELOCATION OF EXISTING PEDESTRIAN PATH & PROPOSED PRAM CROSSING. REFER TO DRIVEWAY CROSSOVER DRAWINGS BY ADJ FOR DESIGN AND DETAILS.

PROPOSED SINGLE VEHICULAR ACCESS POINT / CROSSOVER. REFER TO DRIVEWAY CROSSOVER DRAWINGS BY ADJ FOR DESIGN AND DETAILS.

REFER TO TRAFFIC IMPACT ASSESSMENT PREPARED BY SJ TRAFFIC FOR FURTHER INFORMATION IN REGARD TO THE TRAFFIC GENERATION & ASSOCIATED IMPLICATIONS RELEVANT TO THIS PROPOSAL.

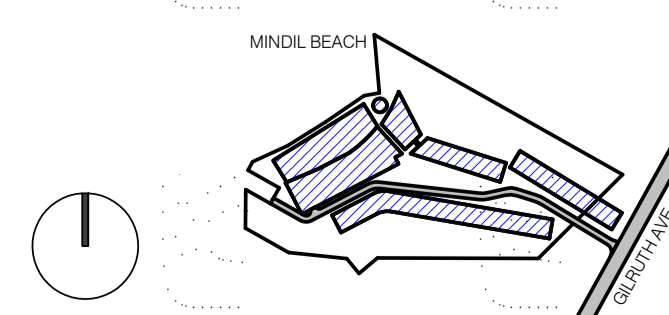
REFER TO VISUAL IMPACT STUDY BY CLOUSTON ASSOCIATES  
CAMERA VIEWS SHOWN IN RED  
- VIEWS 1, 3, 5, 7 ARE FROM 1.7m ABOVE NGL  
- VIEWS 2, 4, 6, 8 ARE FROM 4.5m ABOVE NGL

1 SITE PLAN - PROPOSED 1:750

**HACHEM ARCHITECTURE INTERIOR MARKETING**  
HACHEM.COM.AU LEVEL 3, 2 DREWERY PLACE 183 WESTON STREET  
INFO@HACHEM.COM.AU MELBOURNE 3000 BRUNSWICK EAST 3067  
STUDIO +61 1300 734 560 VICTORIA, AUSTRALIA VICTORIA, AUSTRALIA

The information contained within this and accompanying this document is confidential and commercially sensitive. They are permitted only to be opened, read and used by the addressee. Verify all dimensions and levels on site prior to shop drawing or construction. Do not scale drawings. Figure dimensions must be used in preference to scaled dimensions. Notify Architect of any discrepancies.

REV.	DESCRIPTION	DATE
A	TOWN PLANNING SUBMISSION	19/02/21



PROJECT LOCATION  
25 GILRUTH AVENUE,  
THE GARDENS, DARWIN

CLIENT  
DAVID DO AWI

DRAWING SCALE  
1 : 750

DRAWING DATE  
19/02/21

SHEET SIZE  
A1

CHECK  
EP

PROJECT NO  
257

DRAWN  
KS



DRAWING TITLE  
PROPOSED SITE PLAN

PROJECT NAME  
LITTLE MINDIL

REVISION  
A

BUILDING / ATTRIBUTE  
12°26'59" S  
130°49'45" E

DRAWING NO.  
TP0.13

TOWN PLANNING

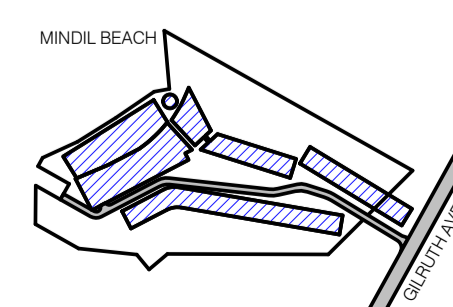


HACHEM ARCHITECTURE INTERIOR MARKETING

HACHEM.COM.AU LEVEL 3, 2 DREWERY PLACE 183 WESTON STREET  
 INFO@HACHEM.COM.AU MELBOURNE 3000 BRUNSWICK EAST 3057  
 STUDIO +61 1300 734 560 VICTORIA, AUSTRALIA VICTORIA, AUSTRALIA

The information contained within this and accompanying documents is confidential and commercially sensitive. They are permitted only to be opened, read and used by the addressee. Verify all dimensions and levels on site prior to shop drawing or construction. Do not scale drawings. Figured dimensions must be used in preference to scaled dimensions. Notify Architect of any discrepancies.

REV.	DESCRIPTION	DATE
A	TOWN PLANNING SUBMISSION	19/02/21



PROJECT LOCATION  
 25 GILRUTH AVENUE,  
 THE GARDENS, DARWIN

DRAWING SCALE SHEET SIZE PROJECT NO  
 DRAWING DATE CHECK DRAWN  
 19/02/21 EP KS

CLIENT  
 DAVID DO AWI



DRAWING TITLE  
 PERSPECTIVE IMAGES - SHEET 01

PROJECT NAME  
 LITTLE MINDIL

REVISION BUILDING / ATTRIBUTE  
 A 12°26'59" S  
 130°49'45" E

DRAWING NO.

TOWN PLANNING

TP0.21



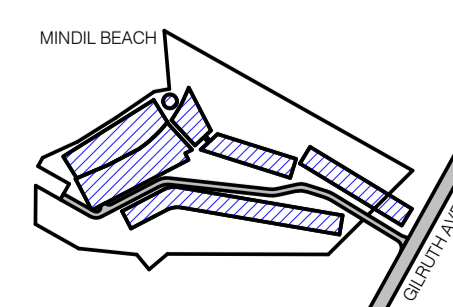


HACHEM ARCHITECTURE INTERIOR MARKETING

HACHEM.COM.AU LEVEL 3, 2 DREWERY PLACE 183 WESTON STREET  
 INFO@HACHEM.COM.AU MELBOURNE 3000 BRUNSWICK EAST 3067  
 STUDIO +61 1300 734 560 VICTORIA, AUSTRALIA VICTORIA, AUSTRALIA

The information contained within this and accompanying this document is confidential and commercially sensitive. They are permitted only to be opened, read and used by the addressee. Verify all dimensions and levels on site prior to shop drawing or construction. Do not scale drawings. Figured dimensions must be used in preference to scaled dimensions. Notify Architect of any discrepancies.

REV.	DESCRIPTION	DATE
A	TOWN PLANNING SUBMISSION	19/02/21



PROJECT LOCATION  
 25 GILRUTH AVENUE,  
 THE GARDENS, DARWIN

CLIENT  
 DAVID DO AWI

DRAWING SCALE SHEET SIZE PROJECT NO  
 DRAWING DATE CHECK DRAWN  
 19/02/21 EP KS



DRAWING TITLE  
 PERSPECTIVE IMAGES - SHEET 02

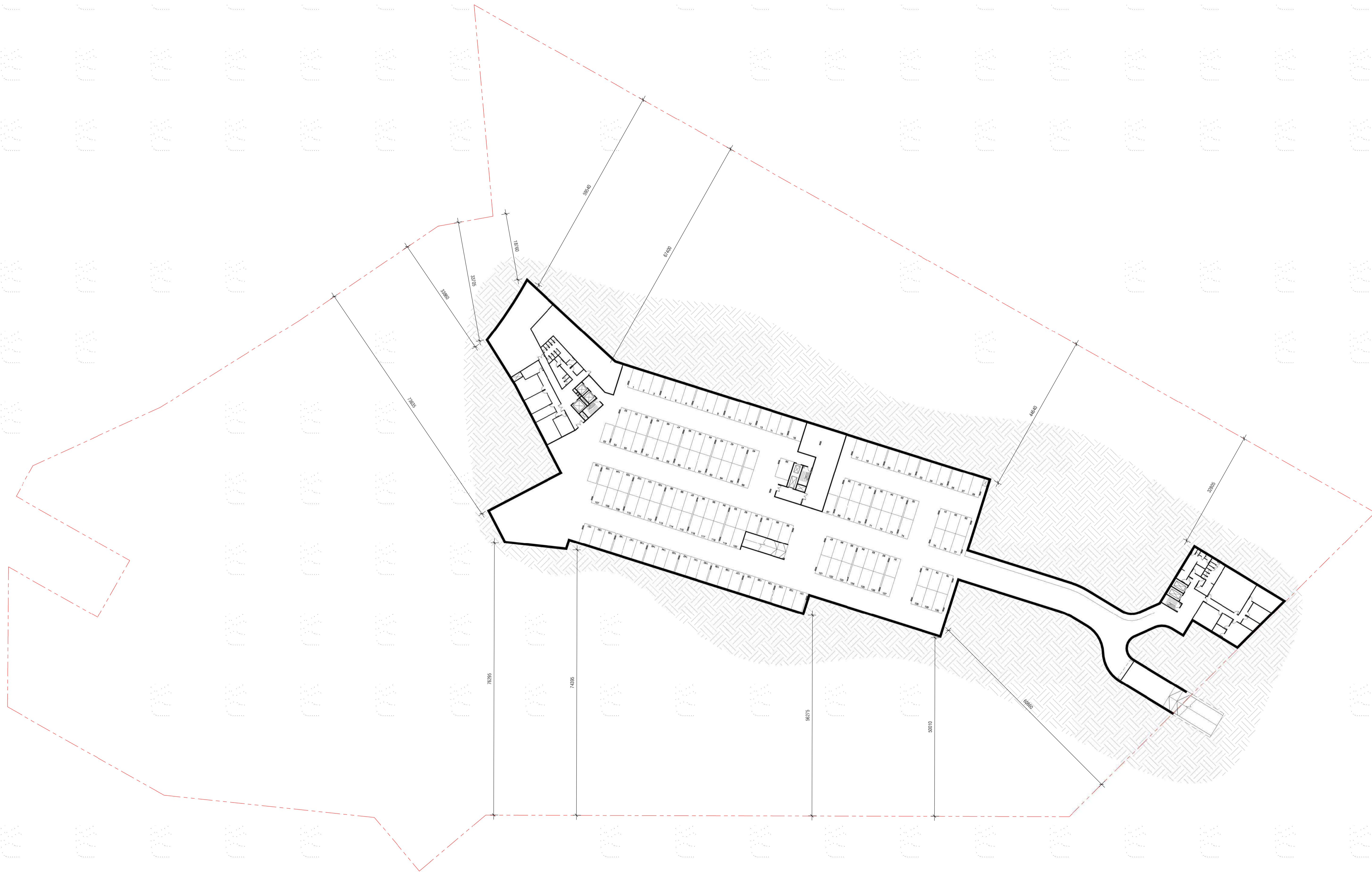
PROJECT NAME  
 LITTLE MINDIL

REVISION BUILDING / ATTRIBUTE  
 A 12°26'59" S  
 130°49'45" E

DRAWING NO.

TOWN PLANNING

TP0.22

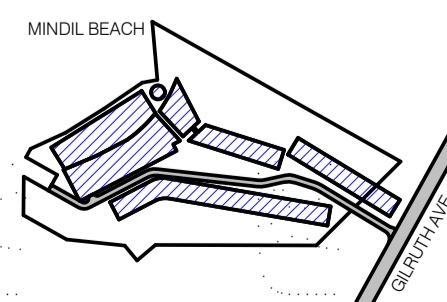



1 OVERALL PLAN - SEMI-BASEMENT 01  
1 : 500

HACHEM ARCHITECTURE INTERIOR MARKETING  
 HACHEM.COM.AU LEVEL 3, 2 DREWERY PLACE 183 WESTON STREET  
 INFO@HACHEM.COM.AU MELBOURNE 3000 BRUNSWICK EAST 3067  
 STUDIO +61 1300 734 560 VICTORIA, AUSTRALIA VICTORIA, AUSTRALIA

The information contained within this and accompanying documents is confidential and commercially sensitive. They are permitted only to be opened, read and used by the addressee. Verify all dimensions and levels on site prior to shop drawing or construction. Do not scale drawings. Figure dimensions must be used in preference to scaled dimensions. Notify Architect of any discrepancies.

REV.	DESCRIPTION	DATE
A	TOWN PLANNING SUBMISSION	19/02/21



PROJECT LOCATION  
 25 GILRUTH AVENUE,  
 THE GARDENS, DARWIN

CLIENT  
 DAVID DO AWI

DRAWING SCALE  
 1 : 500

DRAWING DATE  
 19/02/21

SHEET SIZE  
 A1

CHECK  
 EP

PROJECT NO  
 257

DRAWN  
 KS



DRAWING TITLE  
 OVERALL PLAN - SEMI-BASEMENT

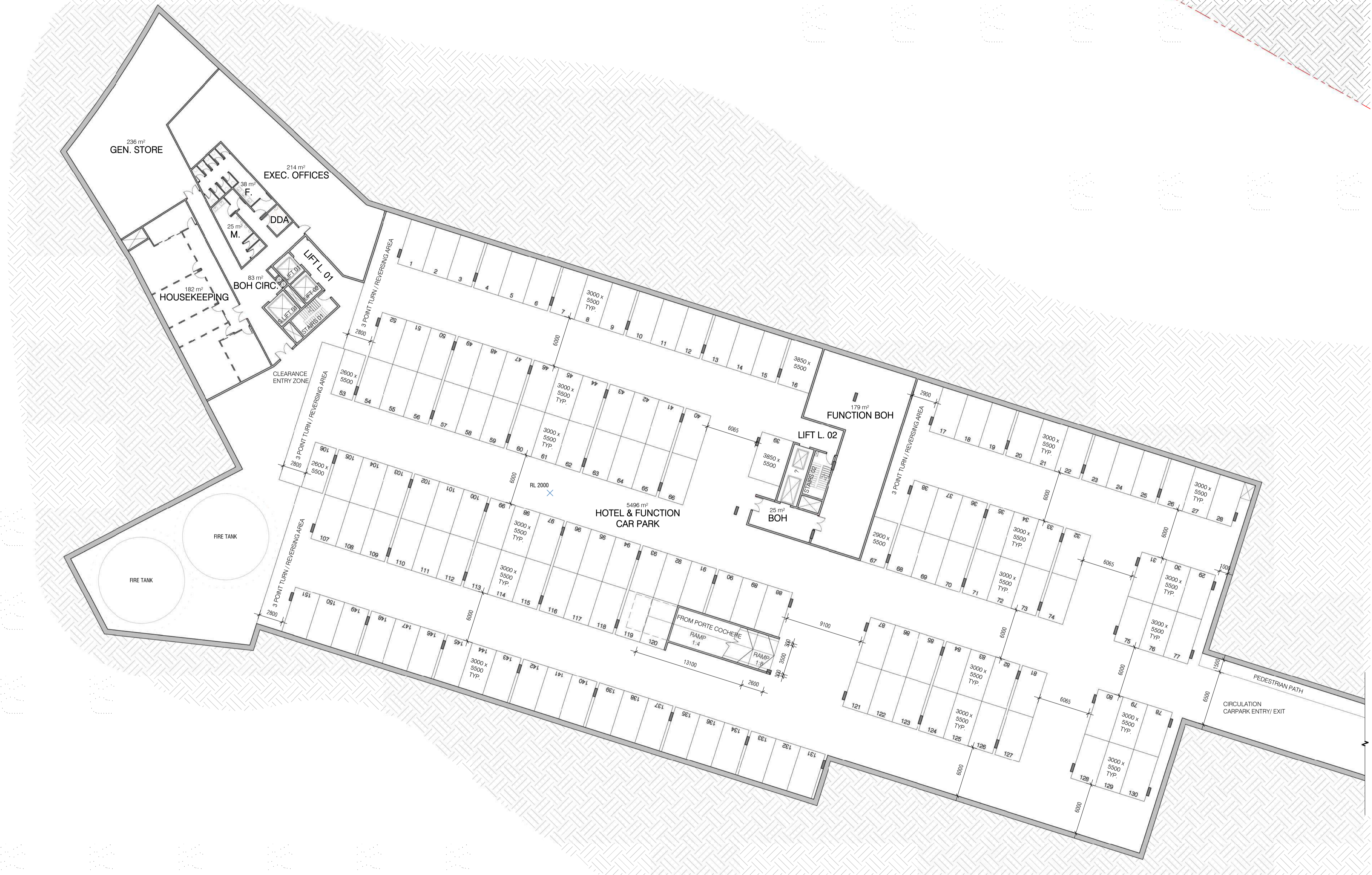
PROJECT NAME  
 LITTLE MINDIL

REVISION  
 A

DRAWING NO.  
 TP1.01

TOWN PLANNING  
 BUILDING / ATTRIBUTE  
 12°26'59" S  
 130°49'45" E

TP1.01



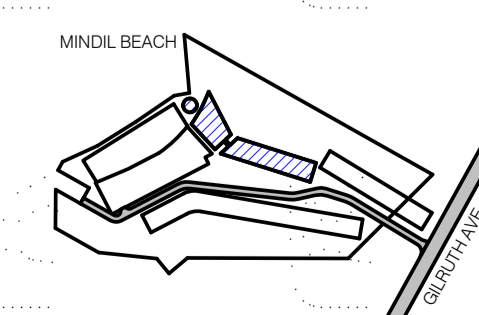
REFER TO TP1.03 /1 FOR ADDITIONAL INFORMATION

**1** SEMI-BASEMENT PLAN - HOTEL  
1 : 250

**HACHEM ARCHITECTURE INTERIOR MARKETING**  
 HACHEM.COM.AU INFO@HACHEM.COM.AU STUDIO +61 1300 734 560  
 LEVEL 3, 2 DREWERY PLACE MELBOURNE 3000 VICTORIA, AUSTRALIA  
 183 WESTON STREET BRUNSWICK EAST 3067 VICTORIA, AUSTRALIA

The information contained within this and accompanying this document is confidential and commercially sensitive. They are permitted only to be opened, read and used by the addressee. Verify all dimensions and levels on site prior to shop drawing or construction. Do not scale drawings. Figure dimensions must be used in preference to scaled dimensions. Notify Architect of any discrepancies.

REV.	DESCRIPTION	DATE
A	TOWN PLANNING SUBMISSION	19/02/21



PROJECT LOCATION  
**25 GILRUTH AVENUE, THE GARDENS, DARWIN**

CLIENT  
**DAVID DO AWI**

DRAWING SCALE  
**1 : 250**

DRAWING DATE  
**19/02/21**

SHEET SIZE  
**A1**

CHECK  
**EP**

PROJECT NO  
**257**

DRAWN  
**KS**



DRAWING TITLE  
**FLOOR PLAN - SEMI-BASEMENT - HOTEL - PART A**

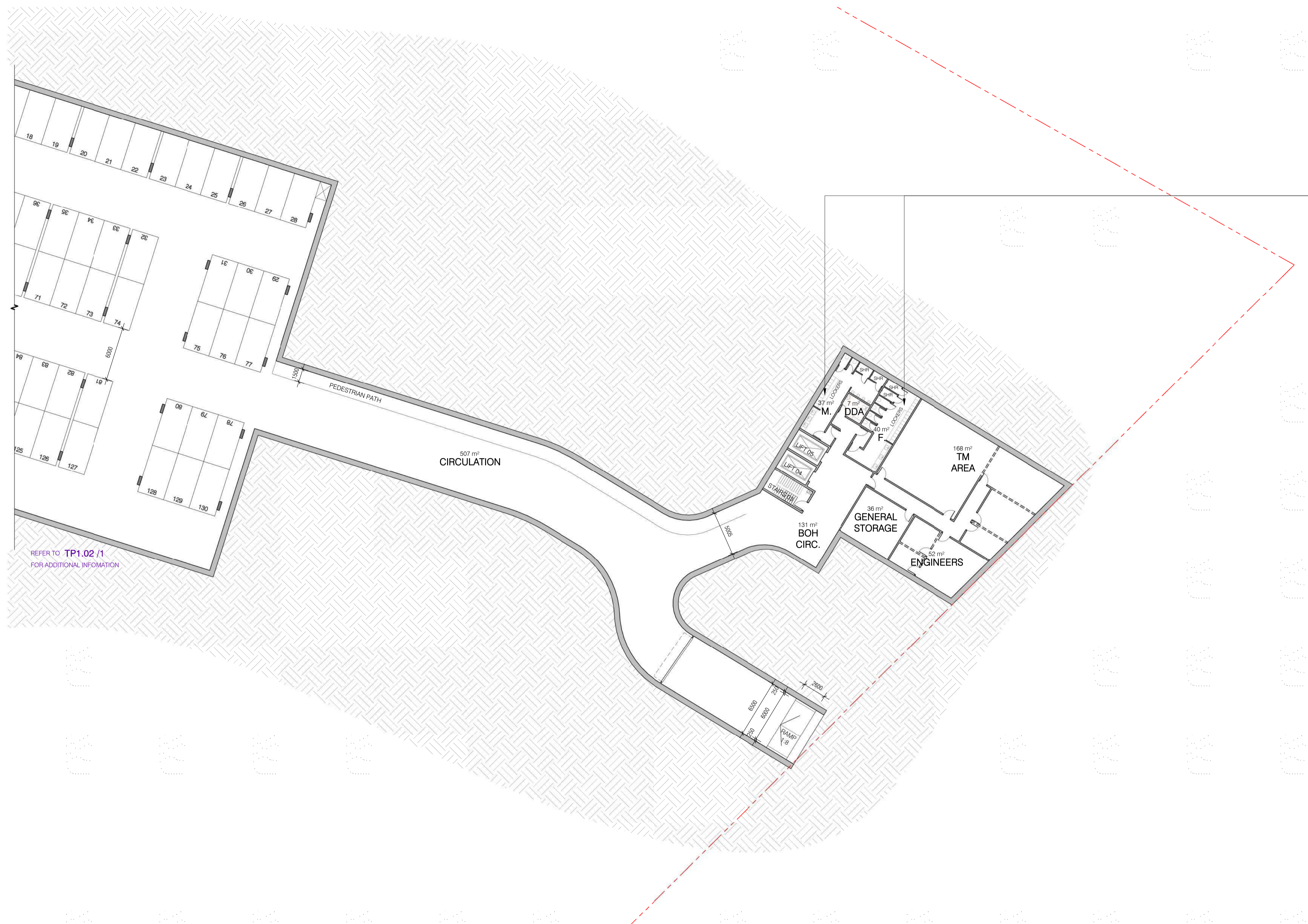
PROJECT NAME  
**LITTLE MINDIL**

REVISION  
**A**

BUILDING / ATTRIBUTE  
**12°26'59" S  
 130°49'45" E**

TOWN PLANNING

**TP1.02**



REFER TO TP1.02 /1 FOR ADDITIONAL INFORMATION

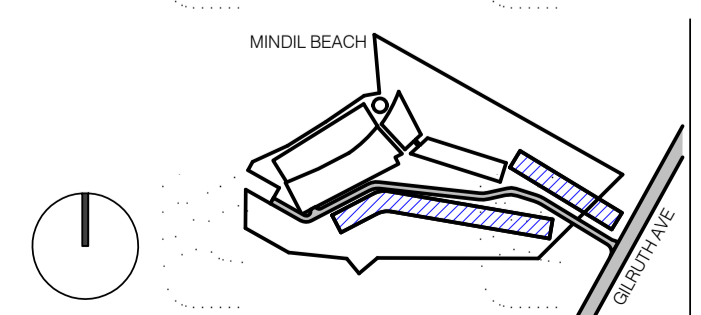
END OF TRIP FACILITIES TO BE PROVIDED AND TO COMPLY WITH AS2890.3 AND NTPS CLAUSE 5.3.7  
 - 72 LOCKERS INCLUDED - ONE LOCKER PER SECURE BICYCLE SPACE TO PROVIDED  
 - 4 SHOWERS TOTAL PROVIDED (2 x MALE, 2 x FEMALE), ASSUMING 200 STAFF TOTAL.  
 INDICATIVE ONLY - LAYOUT TO BE MODIFIED AS REQUIRED TO TO COMPLY ONCE STAFF NUMBERS ARE CONFIRMED.

**1** SEMI-BASEMENT PLAN - HOTEL VILLAS  
 1 : 250

**HACHEM ARCHITECTURE INTERIOR MARKETING**  
 HACHEM.COM.AU LEVEL 3, 2 DREWERY PLACE 183 WESTON STREET  
 INFO@HACHEM.COM.AU MELBOURNE 3000 BRUNSWICK EAST 3067  
 STUDIO +61 1300 734 560 VICTORIA, AUSTRALIA VICTORIA, AUSTRALIA

The information contained within this and accompanying this document is confidential and commercially sensitive. They are permitted only to be opened, read and used by the addressee. Verify all dimensions and levels on site prior to shop drawing or construction. Do not scale drawings. Figure dimensions must be used in preference to scaled dimensions. Notify Architect of any discrepancies.

REV.	DESCRIPTION	DATE
A	TOWN PLANNING SUBMISSION	19/02/21



PROJECT LOCATION  
 25 GILRUTH AVENUE,  
 THE GARDENS, DARWIN

DRAWING SCALE: 1 : 250  
 SHEET SIZE: A1  
 PROJECT NO: 257

DRAWING DATE: 19/02/21  
 CHECK: EP  
 DRAWN: KS



DRAWING TITLE  
**FLOOR PLAN - SEMI-BASEMENT - HOTEL - PART B**

PROJECT NAME  
 LITTLE MINDIL

REVISION: **A**  
 BUILDING / ATTRIBUTE: 12°26'59" S 130°49'45" E

DRAWING NO.

TOWN PLANNING

**TP1.03**

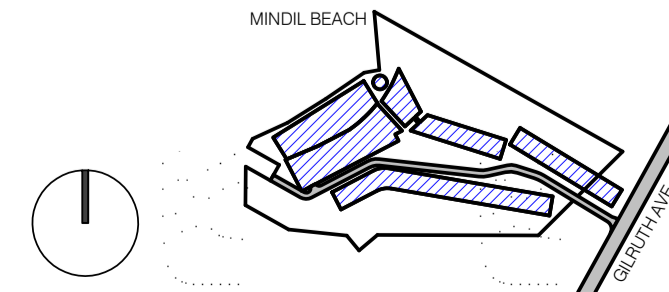


1 OVERALL PLAN - GROUND LEVEL  
1 : 500

HACHEM ARCHITECTURE INTERIOR MARKETING  
 HACHEM.COM.AU LEVEL 3, 2 DREWEERY PLACE 183 WESTON STREET  
 INFO@HACHEM.COM.AU MELBOURNE 3000 BRUNSWICK EAST 3057  
 STUDIO +61 1300 734 560 VICTORIA, AUSTRALIA VICTORIA, AUSTRALIA

The information contained within this and accompanying documents is confidential and commercially sensitive. They are permitted only to be opened, read and used by the addressee. Verify all dimensions and levels on site prior to shop drawing or construction. Do not scale drawings. Figure dimensions must be used in preference to scaled dimensions. Notify Architect of any discrepancies.

REV.	DESCRIPTION	DATE
B	TOWN PLANNING - ADDITIONAL INFORMATION	12/05/21
A	TOWN PLANNING SUBMISSION	19/02/21



PROJECT LOCATION  
 25 GILRUTH AVENUE,  
 THE GARDENS, DARWIN

DRAWING SCALE: 1 : 500  
 SHEET SIZE: A1  
 PROJECT NO: 257

CLIENT: DAVID DO AWI  
 DRAWING DATE: 12/05/21  
 CHECK: EP  
 DRAWN: KS



DRAWING TITLE  
 OVERALL PLAN - GROUND LEVEL

PROJECT NAME  
 LITTLE MINDIL

REVISION: B  
 BUILDING / ATTRIBUTE: 12°26'59" S 130°49'45" E

DRAWING NO.  
 TP1.04

TOWN PLANNING



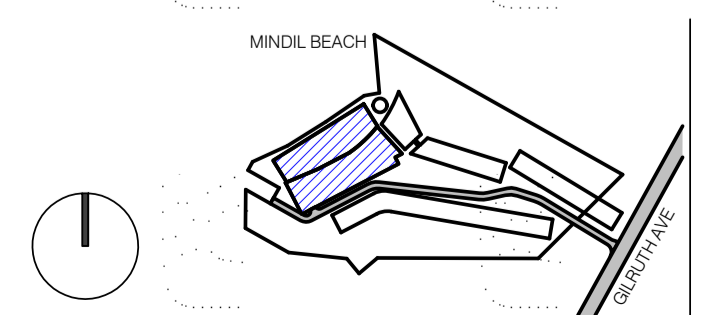
GROUND PLAN - SERVICED APARTMENTS / LUXURY VILLAS  
1 : 250

HACHEM ARCHITECTURE INTERIOR MARKETING  
 HACHEM.COM.AU LEVEL 3, 2 DREWERY PLACE 188 WESTON STREET  
 INFO@HACHEM.COM.AU MELBOURNE 3000 BRUNSWICK EAST 3067  
 STUDIO +61 1300 734 560 VICTORIA, AUSTRALIA VICTORIA, AUSTRALIA

The information contained within this and accompanying documents is confidential and commercially sensitive. They are permitted only to be opened, read and used by the addressee. Verify all dimensions and levels on site prior to shop drawing or construction. Do not scale drawings. Figure dimensions must be used in preference to scaled dimensions. Notify Architect of any discrepancies.

C:\Users\pawel@hachem\Documents\257\_LITTLE MINDIL\_AS\_119\_kevin@hachem.com.au.rvt 12/05/2021 11:38:25 AM

REV.	DESCRIPTION	DATE
A	TOWN PLANNING SUBMISSION	19/02/21



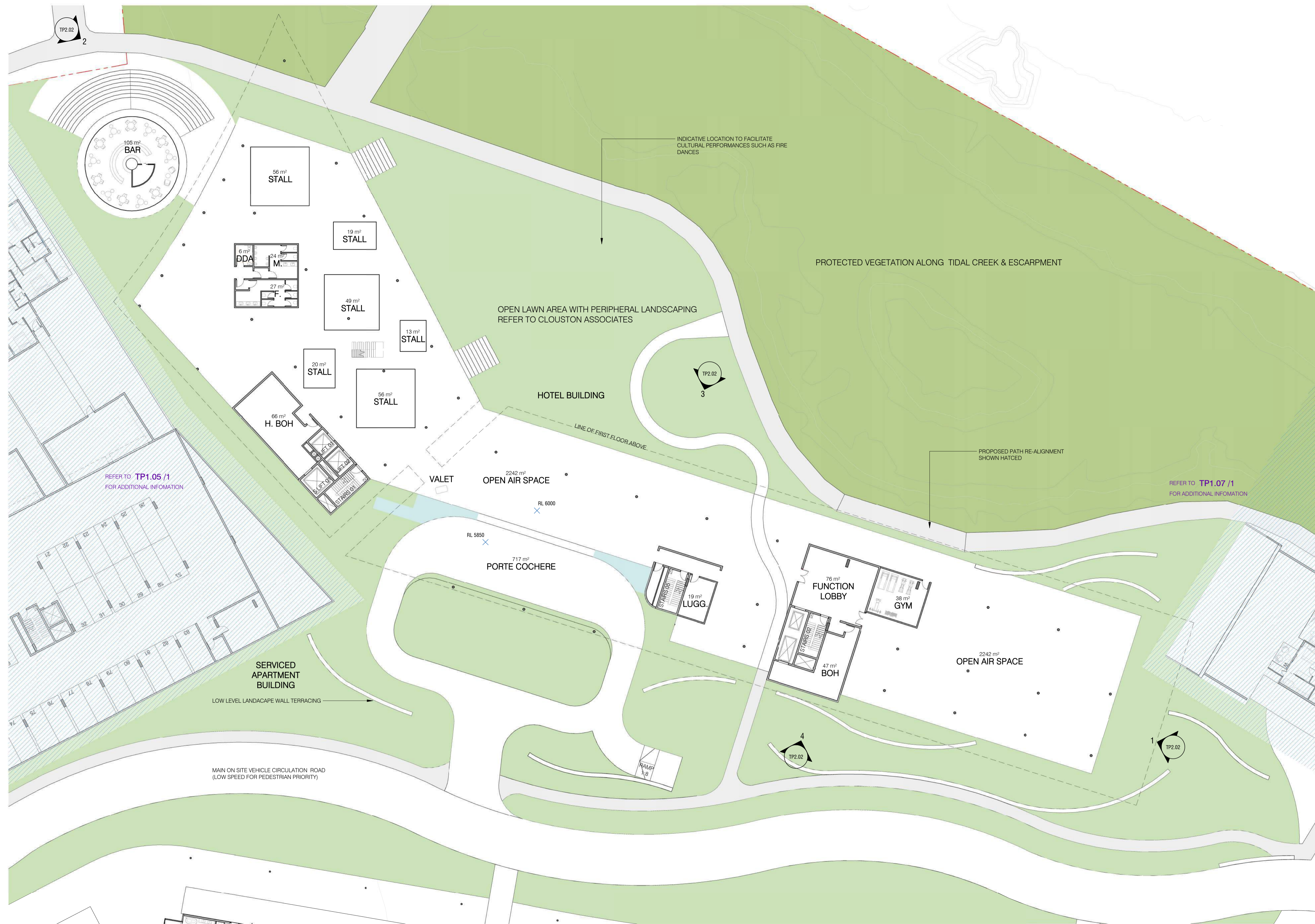
PROJECT LOCATION  
 25 GILRUTH AVENUE,  
 THE GARDENS, DARWIN  
 CLIENT  
 DAVID DO AWI  
 DRAWING SCALE  
 1 : 250  
 SHEET SIZE  
 A1  
 PROJECT NO  
 257  
 DRAWING DATE  
 19/02/21  
 CHECK  
 EP  
 DRAWN  
 KS



DRAWING TITLE  
 FLOOR PLAN - GROUND LEVEL -  
 SERVICED APARTMENTS /  
 FORESHORE VILLAS  
 PROJECT NAME  
 LITTLE MINDIL

REVISION  
 BUILDING / ATTRIBUTE  
 12°26'59" S  
 130°49'45" E  
 DRAWING NO.  
**TP1.05**

TOWN PLANNING



1 GROUND PLAN - HOTEL  
1 : 250

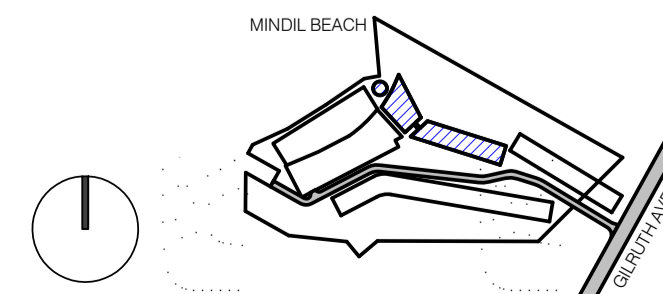
HACHEM ARCHITECTURE INTERIOR MARKETING

HACHEM.COM.AU LEVEL 3, 2 DREWERY PLACE 188 WESTON STREET  
INFO@HACHEM.COM.AU MELBOURNE 3000 BRUNSWICK EAST 3067  
STUDIO +61 1300 734 560 VICTORIA, AUSTRALIA VICTORIA, AUSTRALIA

The information contained within this and accompanying documents is confidential and commercially sensitive. They are permitted only to be opened, read and used by the addressee. Verify all dimensions and levels on site prior to shop drawing or construction. Do not scale drawings. Figure dimensions must be used in preference to scaled dimensions. Notify Architect of any discrepancies.

C:\Users\jwheeler\Documents\257\_LITTLE MINDIL\_AS\_119\_kevin@hachem.com.au.rvt  
12/05/2021 11:29:16 AM

REV.	DESCRIPTION	DATE
A	TOWN PLANNING SUBMISSION	19/02/21



PROJECT LOCATION  
25 GILRUTH AVENUE,  
THE GARDENS, DARWIN

CLIENT  
DAVID DO AWI

DRAWING SCALE  
1 : 250

DRAWING DATE  
19/02/21

SHEET SIZE  
A1

CHECK  
EP

PROJECT NO  
257

DRAWN  
KS



DRAWING TITLE  
FLOOR PLAN - GROUND LEVEL -  
HOTEL

PROJECT NAME  
LITTLE MINDIL

REVISION  
A BUILDING / ATTRIBUTE  
12°26'59" S  
130°49'45" E

DRAWING NO.

TOWN PLANNING

TP1.06



REFER TO TP1.08/1 FOR ADDITIONAL INFORMATION

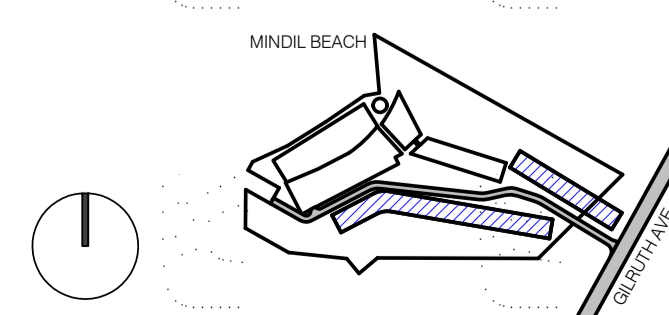
1 GROUND PLAN - HOTEL VILLAS - PART A

1:250

HACHEM ARCHITECTURE INTERIOR MARKETING  
 HACHEM.COM.AU LEVEL 3, 2 DREWERY PLACE 183 WESTON STREET  
 INFO@HACHEM.COM.AU MELBOURNE 3000 BRUNSWICK EAST 3057  
 STUDIO +61 1300 734 560 VICTORIA, AUSTRALIA VICTORIA, AUSTRALIA

The information contained within this and accompanying documents is confidential and commercially sensitive. They are permitted only to be opened, read and used by the addressee. Verify all dimensions and levels on site prior to shop drawing or construction. Do not scale drawings. Figure dimensions must be used in preference to scaled dimensions. Notify Architect of any discrepancies.

REV.	DESCRIPTION	DATE
A	TOWN PLANNING SUBMISSION	19/02/21



PROJECT LOCATION  
 25 GILRUTH AVENUE,  
 THE GARDENS, DARWIN

CLIENT  
 DAVID DO AWI

DRAWING SCALE  
 1 : 250

DRAWING DATE  
 19/02/21

SHEET SIZE  
 A1

CHECK  
 EP

PROJECT NO  
 257

DRAWN  
 KS



DRAWING TITLE  
 FLOOR PLAN - GROUND LEVEL -  
 GARDEN & LAGOON VILLAS - PART  
 A

PROJECT NAME  
 LITTLE MINDIL

REVISION  
 BUILDING / ATTRIBUTE  
 A 12°26'59" S  
 130°49'45" E

DRAWING NO.

TOWN PLANNING

TP1.07





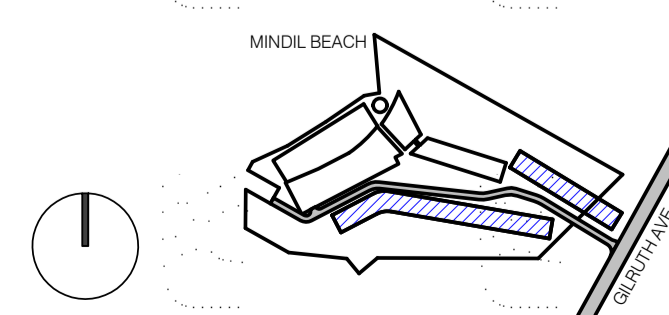
REFER TO TP1.07 / 1 FOR ADDITIONAL INFORMATION

1 GROUND PLAN - HOTEL VILLAS - PART B  
1:250

**HACHEM ARCHITECTURE INTERIOR MARKETING**  
 HACHEM.COM.AU LEVEL 3, 2 DREWERY PLACE 183 WESTON STREET  
 INFO@HACHEM.COM.AU MELBOURNE 3000 BRUNSWICK EAST 3067  
 STUDIO +61 1300 734 560 VICTORIA, AUSTRALIA VICTORIA, AUSTRALIA

The information contained within this and accompanying documents is confidential and commercially sensitive. They are permitted only to be opened, read and used by the addressee. Verify all dimensions and levels on site prior to shop drawing or construction. Do not scale drawings. Figure dimensions must be used in preference to scaled dimensions. Notify Architect of any discrepancies.

REV.	DESCRIPTION	DATE
A	TOWN PLANNING SUBMISSION	19/02/21



PROJECT LOCATION  
 25 GILRUTH AVENUE,  
 THE GARDENS, DARWIN

CLIENT  
 DAVID DO AWI

DRAWING SCALE  
 1:250

DRAWING DATE  
 19/02/21

SHEET SIZE  
 A1

CHECK  
 EP

PROJECT NO  
 257

DRAWN  
 KS



DRAWING TITLE  
 FLOOR PLAN - GROUND LEVEL -  
 LAGOON VILLAS - PART B

PROJECT NAME  
 LITTLE MINDIL

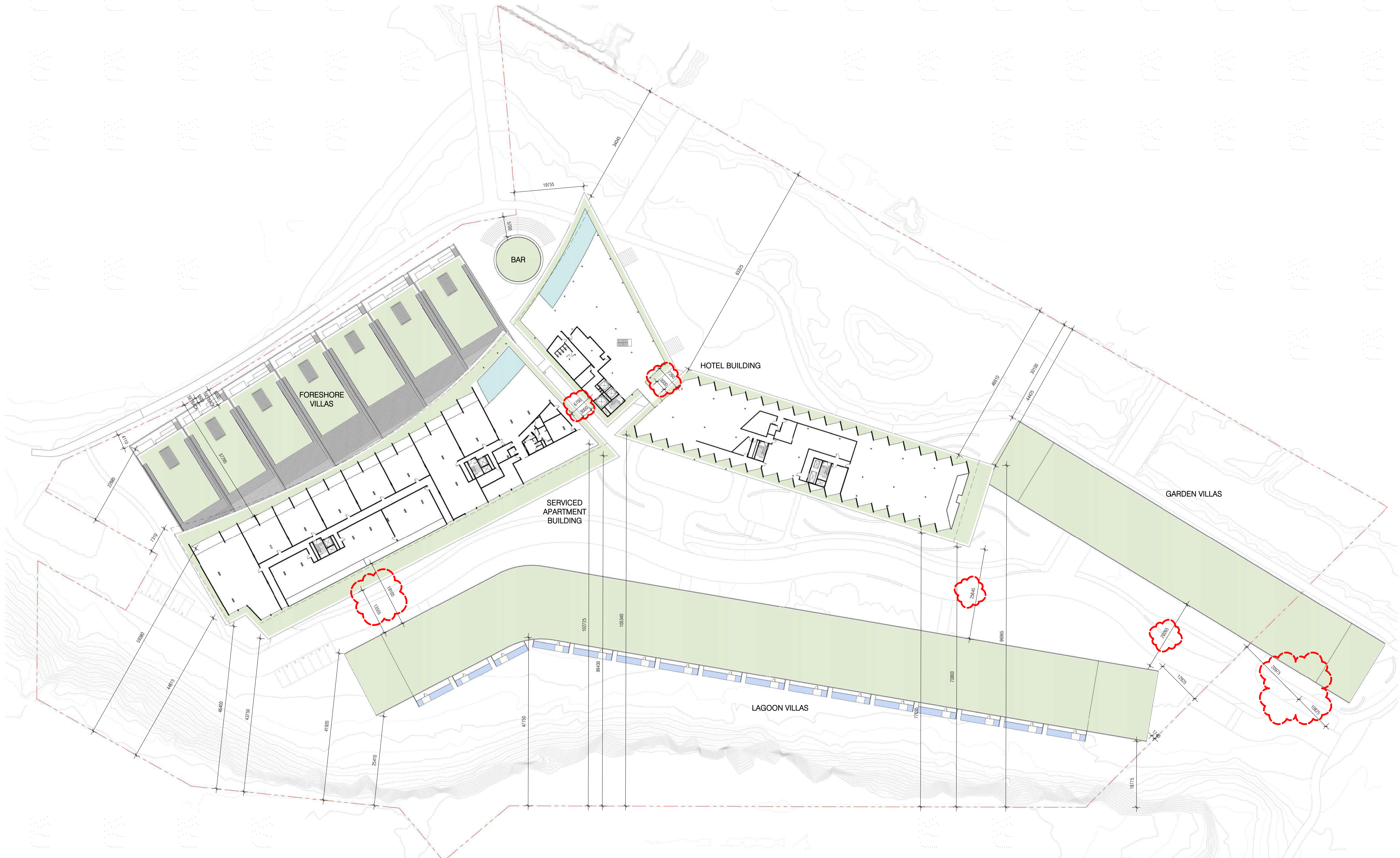
REVISION  
**A**

BUILDING / ATTRIBUTE  
 12°26'59" S  
 130°49'45" E

DRAWING NO.

TOWN PLANNING

**TP1.08**

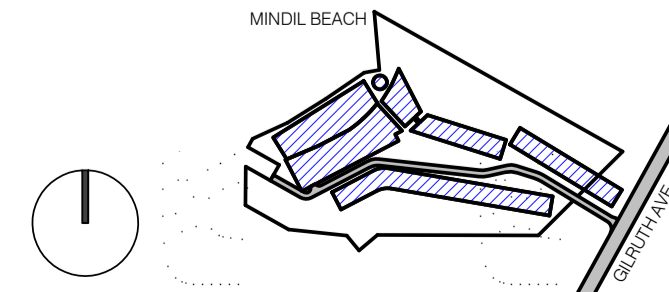


**1** OVERALL PLAN - LEVEL 01  
1 : 500

**HACHEM ARCHITECTURE INTERIOR MARKETING**  
 HACHEM.COM.AU    LEVEL 3, 2 DREWERY PLACE    183 WESTON STREET  
 INFO@HACHEM.COM.AU    MELBOURNE 3000    BRUNSWICK EAST 3067  
 STUDIO +61 1300 734 560    VICTORIA, AUSTRALIA    VICTORIA, AUSTRALIA

The information contained within this and accompanying documents is confidential and commercially sensitive. They are permitted only to be opened, read and used by the addressee. Verify all dimensions and levels on site prior to shop drawing or construction. Do not scale drawings. Figure dimensions must be used in preference to scaled dimensions. Notify Architect of any discrepancies.

REV.	DESCRIPTION	DATE
B	TOWN PLANNING - ADDITIONAL INFORMATION	12/05/21
A	TOWN PLANNING SUBMISSION	19/02/21



PROJECT LOCATION  
**25 GILRUTH AVENUE,  
 THE GARDENS, DARWIN**

CLIENT  
**DAVID DO AWI**

DRAWING SCALE  
**1 : 500**

DRAWING DATE  
**12/05/21**

SHEET SIZE  
**A1**

CHECK  
**EP**

PROJECT NO  
**257**

DRAWN  
**KS**



DRAWING TITLE  
**OVERALL PLAN - LEVEL 01**

PROJECT NAME  
**LITTLE MINDIL**

REVISION  
**B**

BUILDING / ATTRIBUTE  
**12°26'59" S  
 130°49'45" E**

DRAWING NO.  
**TP1.09**

TIMBER SCREENING TO ALLOW NATURAL LIGHT & VENTILATION TO P.O.S BELOW WHILST PRECLUDING OVERLOOKING FROM SERVICED APARTMENTS LOCATED AT HIGHER LEVELS

FORESHORE VILLAS  
LANDSCAPED ROOF  
REFER TO LANDSCAPE PLAN BY CLOUSTON ASSOCIATES FOR LANDSCAPE DESIGN AND DETAILS

REFER TO TP1.11 / 1 FOR ADDITIONAL INFORMATION



LEVEL 01 PLAN - APARTMENTS / ROOF PLAN - LUXURY VILLAS

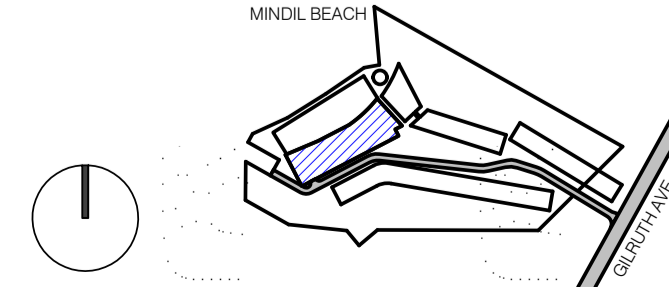
1 : 250

HACHEM ARCHITECTURE INTERIOR MARKETING

HACHEM.COM.AU LEVEL 3, 2 DREWERY PLACE 183 WESTON STREET  
INFO@HACHEM.COM.AU MELBOURNE 3000 BRUNSWICK EAST 3067  
STUDIO +61 1300 734 560 VICTORIA, AUSTRALIA VICTORIA, AUSTRALIA

The information contained within this and accompanying documents is confidential and commercially sensitive. They are permitted only to be opened, read and used by the addressee. Verify all dimensions and levels on site prior to shop drawing or construction. Do not scale drawings. Figure dimensions must be used in preference to scaled dimensions. Notify Architect of any discrepancies.

REV.	DESCRIPTION	DATE
A	TOWN PLANNING SUBMISSION	19/02/21



PROJECT LOCATION  
25 GILRUTH AVENUE,  
THE GARDENS, DARWIN

CLIENT  
DAVID DO AWI

DRAWING SCALE  
1 : 250

DRAWING DATE  
19/02/21

SHEET SIZE  
A1

CHECK  
EP

PROJECT NO  
257

DRAWN  
KS



HACHEM

DRAWING TITLE  
FLOOR PLAN - LEVEL 01 -  
SERVICED APARTMENTS / ROOF  
PLAN - FORESHORE VILLAS

PROJECT NAME  
LITTLE MINDIL

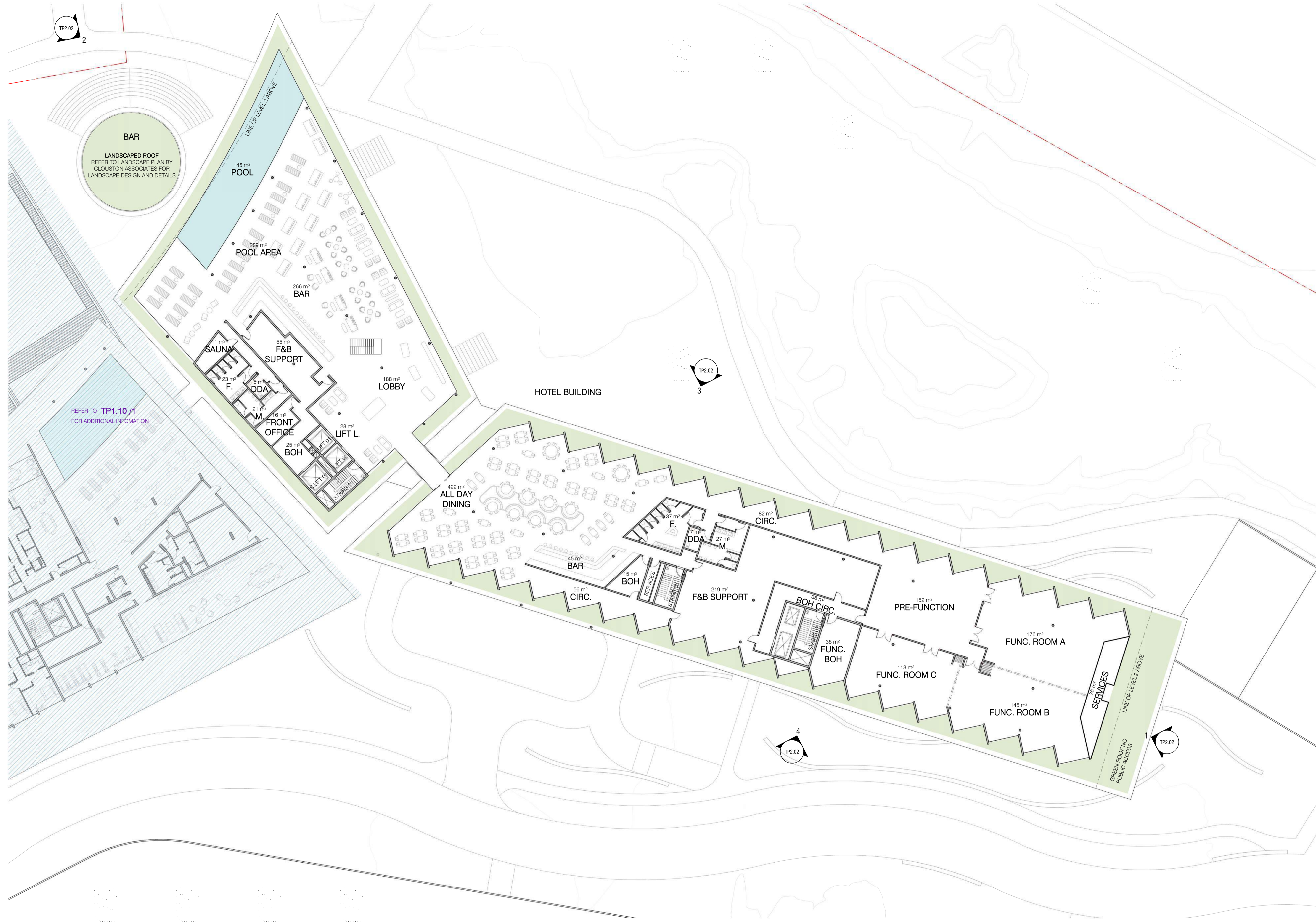
REVISION  
BUILDING / ATTRIBUTE

DRAWING NO.

TOWN PLANNING

REVISION  
**A**  
12°26'59" S  
130°49'45" E

**TP1.10**

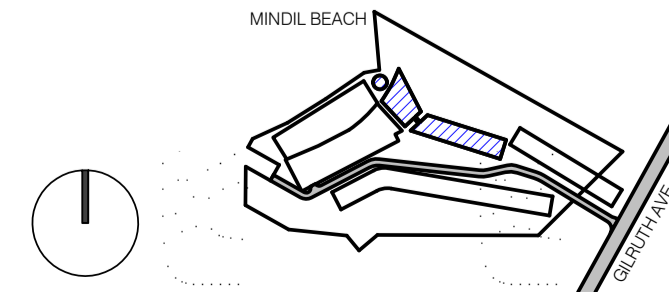


1 FLOOR PLAN - LEVEL 01 - HOTEL  
1 : 250

HACHEM ARCHITECTURE INTERIOR MARKETING  
 HACHEM.COM.AU LEVEL 3, 2 DREWERY PLACE 188 WESTON STREET  
 INFO@HACHEM.COM.AU MELBOURNE 3000 BRUNSWICK EAST 3067  
 STUDIO +61 1300 734 560 VICTORIA, AUSTRALIA VICTORIA, AUSTRALIA

The information contained within this and accompanying documents is confidential and commercially sensitive. They are permitted only to be opened, read and used by the addressee. Verify all dimensions and levels on site prior to shop drawing or construction. Do not scale drawings. Figure dimensions must be used in preference to scaled dimensions. Notify Architect of any discrepancies.

REV.	DESCRIPTION	DATE
A	TOWN PLANNING SUBMISSION	19/02/21



PROJECT LOCATION  
 25 GILRUTH AVENUE,  
 THE GARDENS, DARWIN

CLIENT  
 DAVID DO AWI

DRAWING SCALE  
 1 : 250

DRAWING DATE  
 19/02/21

SHEET SIZE  
 A1

CHECK  
 EP

PROJECT NO  
 257

DRAWN  
 KS



DRAWING TITLE  
 FLOOR PLAN - LEVEL 01 - HOTEL

PROJECT NAME  
 LITTLE MINDIL

REVISION  
 A

BUILDING / ATTRIBUTE  
 12°26'59" S  
 130°49'45" E

DRAWING NO.  
 TP1.11

TOWN PLANNING

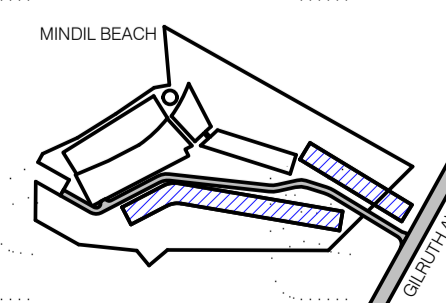
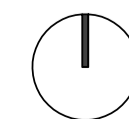


1 ROOF PLAN - HOTEL VILLAS - PART A  
1 : 250

HACHEM ARCHITECTURE INTERIOR MARKETING  
 HACHEM.COM.AU LEVEL 3, 2 DREWERY PLACE 183 WESTON STREET  
 INFO@HACHEM.COM.AU MELBOURNE 3000 BRUNSWICK EAST 3067  
 STUDIO +61 1300 734 560 VICTORIA, AUSTRALIA VICTORIA, AUSTRALIA

The information contained within this and accompanying this document is confidential and commercially sensitive. They are permitted only to be opened, read and used by the addressee. Verify all dimensions and levels on site prior to shop drawing or construction. Do not scale drawings. Figure dimensions must be used in preference to scaled dimensions. Notify Architect of any discrepancies.

REV.	DESCRIPTION	DATE
A	TOWN PLANNING SUBMISSION	19/02/21



PROJECT LOCATION  
 25 GILRUTH AVENUE,  
 THE GARDENS, DARWIN

CLIENT  
 DAVID DO AWI

DRAWING SCALE  
 1 : 250

DRAWING DATE  
 19/02/21

SHEET SIZE  
 A1

CHECK  
 EP

PROJECT NO  
 257

DRAWN  
 KS



DRAWING TITLE  
 ROOF PLAN - GARDEN & LAGOON  
 VILLAS - PART A

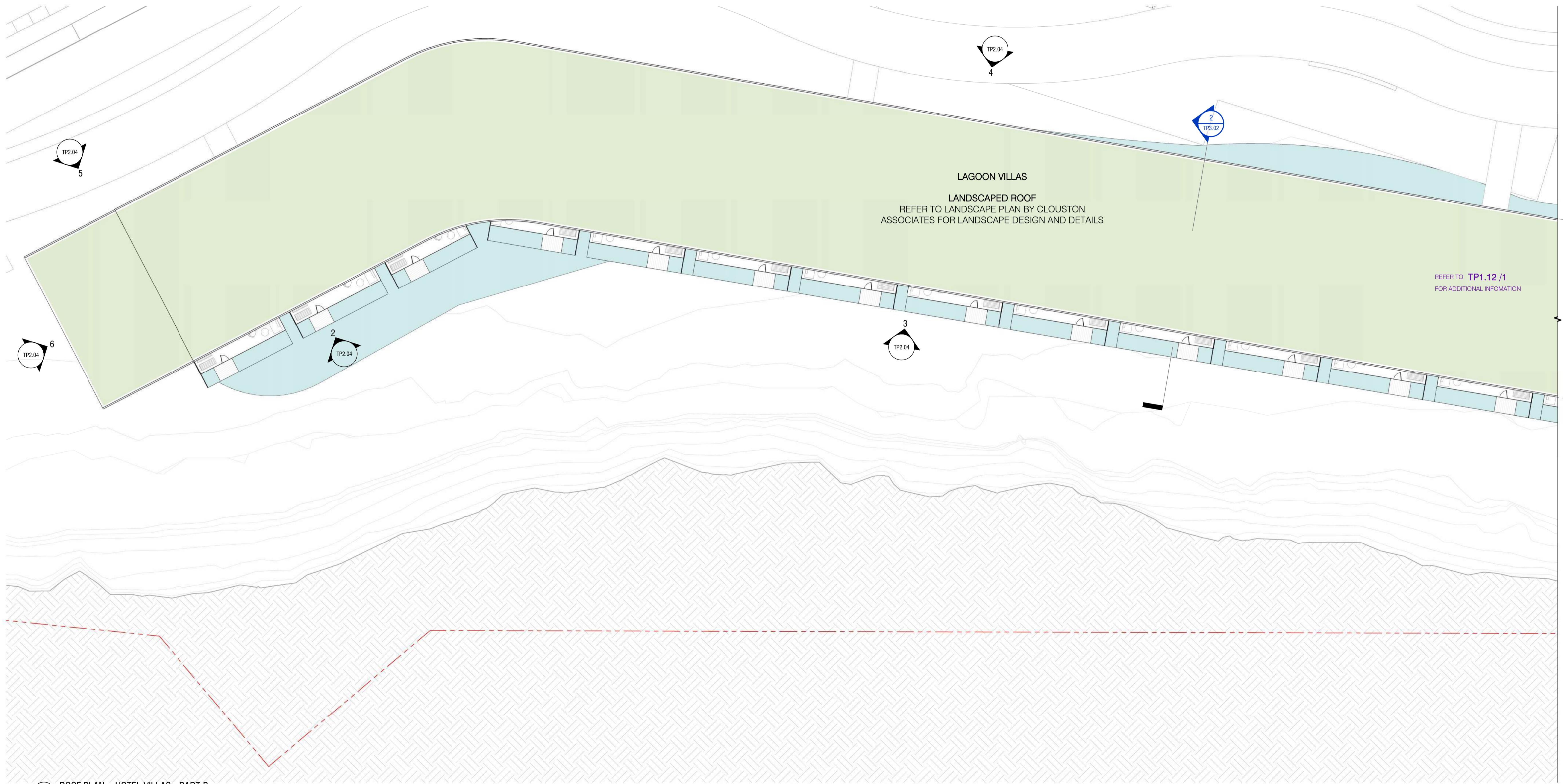
PROJECT NAME  
 LITTLE MINDIL

REVISION  
 BUILDING / ATTRIBUTE  
 A 12°26'59" S  
 130°49'45" E

DRAWING NO.

TOWN PLANNING

TP1.12

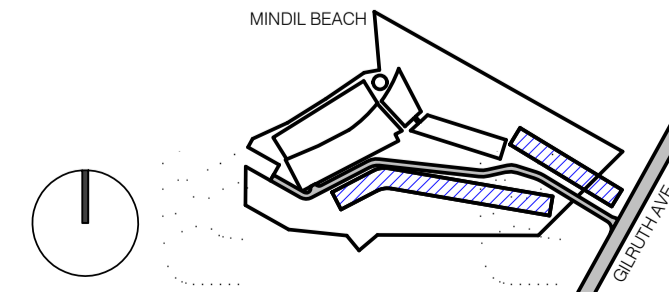


**1** ROOF PLAN - HOTEL VILLAS - PART B  
 1 : 250

**HACHEM ARCHITECTURE INTERIOR MARKETING**  
 HACHEM.COM.AU LEVEL 3, 2 DREWEYRY PLACE 188 WESTON STREET  
 INFO@HACHEM.COM.AU MELBOURNE 3000 BRUNSWICK EAST 3067  
 STUDIO +61 1300 734 560 VICTORIA, AUSTRALIA VICTORIA, AUSTRALIA

The information contained within this and accompanying documents is confidential and commercially sensitive. They are permitted only to be opened, read and used by the addressee. Verify all dimensions and levels on site prior to shop drawing or construction. Do not scale drawings. Figure dimensions must be used in preference to scaled dimensions. Notify Architect of any discrepancies.

REV.	DESCRIPTION	DATE
A	TOWN PLANNING SUBMISSION	19/02/21



PROJECT LOCATION  
**25 GILRUTH AVENUE,  
 THE GARDENS, DARWIN**

CLIENT  
**DAVID DO AWI**

DRAWING SCALE  
**1 : 250**

DRAWING DATE  
**19/02/21**

CHECK  
**EP**

SHEET SIZE  
**A1**

PROJECT NO  
**257**

DRAWN  
**KS**



DRAWING TITLE  
**ROOF PLAN - LAGOON VILLAS - PART B**

PROJECT NAME  
**LITTLE MINDIL**

TOWN PLANNING

REVISION  
**A**

BUILDING / ATTRIBUTE  
**12°26'59" S  
 130°49'45" E**

DRAWING NO.  
**TP1.13**

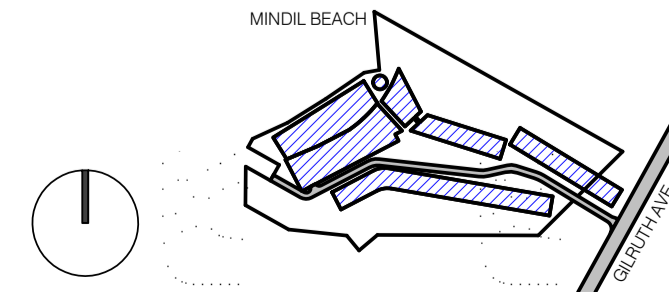


1 OVERALL PLAN - LEVEL 02  
1:500

**HACHEM ARCHITECTURE INTERIOR MARKETING**  
 HACHEM.COM.AU LEVEL 3, 2 DREWERY PLACE 183 WESTON STREET  
 INFO@HACHEM.COM.AU MELBOURNE 3000 BRUNSWICK EAST 3067  
 STUDIO +61 1300 734 560 VICTORIA, AUSTRALIA VICTORIA, AUSTRALIA

The information contained within this and accompanying documents is confidential and commercially sensitive. They are permitted only to be opened, read and used by the addressee. Verify all dimensions and levels on site prior to shop drawing or construction. Do not scale drawings. Figure dimensions must be used in preference to scaled dimensions. Notify Architect of any discrepancies.

REV.	DESCRIPTION	DATE
B	TOWN PLANNING - ADDITIONAL INFORMATION	12/05/21
A	TOWN PLANNING SUBMISSION	19/02/21



PROJECT LOCATION  
 25 GILRUTH AVENUE,  
 THE GARDENS, DARWIN

CLIENT  
 DAVID DO AWI

DRAWING SCALE  
 1:500

DRAWING DATE  
 12/05/21

SHEET SIZE  
 A1

CHECK  
 EP

PROJECT NO  
 257

DRAWN  
 KS



DRAWING TITLE  
 OVERALL PLAN - LEVEL 02

PROJECT NAME  
 LITTLE MINDIL

REVISION  
 B

BUILDING / ATTRIBUTE  
 12°26'59" S  
 130°49'45" E

DRAWING NO.  
 TP1.14

TOWN PLANNING

TP1.14

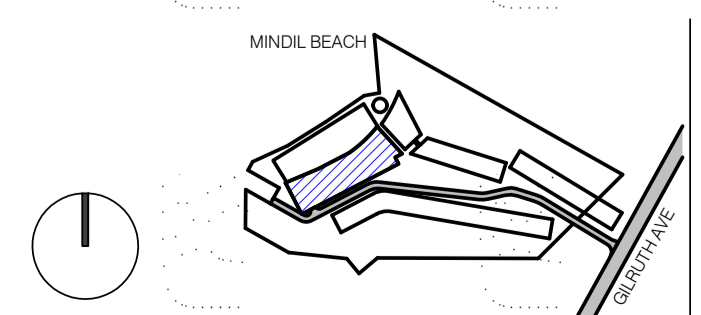


**1** LEVEL 02 PLAN - SERVICED APARTMENTS  
1 : 250

**HACHEM ARCHITECTURE INTERIOR MARKETING**  
 HACHEM.COM.AU LEVEL 3, 2 DREWERY PLACE 183 WESTON STREET  
 INFO@HACHEM.COM.AU MELBOURNE 3000 BRUNSWICK EAST 3067  
 STUDIO +61 1300 734 560 VICTORIA, AUSTRALIA VICTORIA, AUSTRALIA

The information contained within this and accompanying documents is confidential and commercially sensitive. They are permitted only to be opened, read and used by the addressee. Verify all dimensions and levels on site prior to shop drawing or construction. Do not scale drawings. Figure dimensions must be used in preference to scaled dimensions. Notify Architect of any discrepancies.

REV.	DESCRIPTION	DATE
A	TOWN PLANNING SUBMISSION	19/02/21



PROJECT LOCATION  
 25 GILRUTH AVENUE,  
 THE GARDENS, DARWIN

CLIENT  
 DAVID DO AWI

DRAWING SCALE  
 1 : 250

DRAWING DATE  
 19/02/21

SHEET SIZE  
 A1

CHECK  
 EP

PROJECT NO  
 257

DRAWN  
 KS



DRAWING TITLE  
 FLOOR PLAN - LEVEL 02 -  
 SERVICED APARTMENTS

PROJECT NAME  
 LITTLE MINDIL

REVISION  
**A**

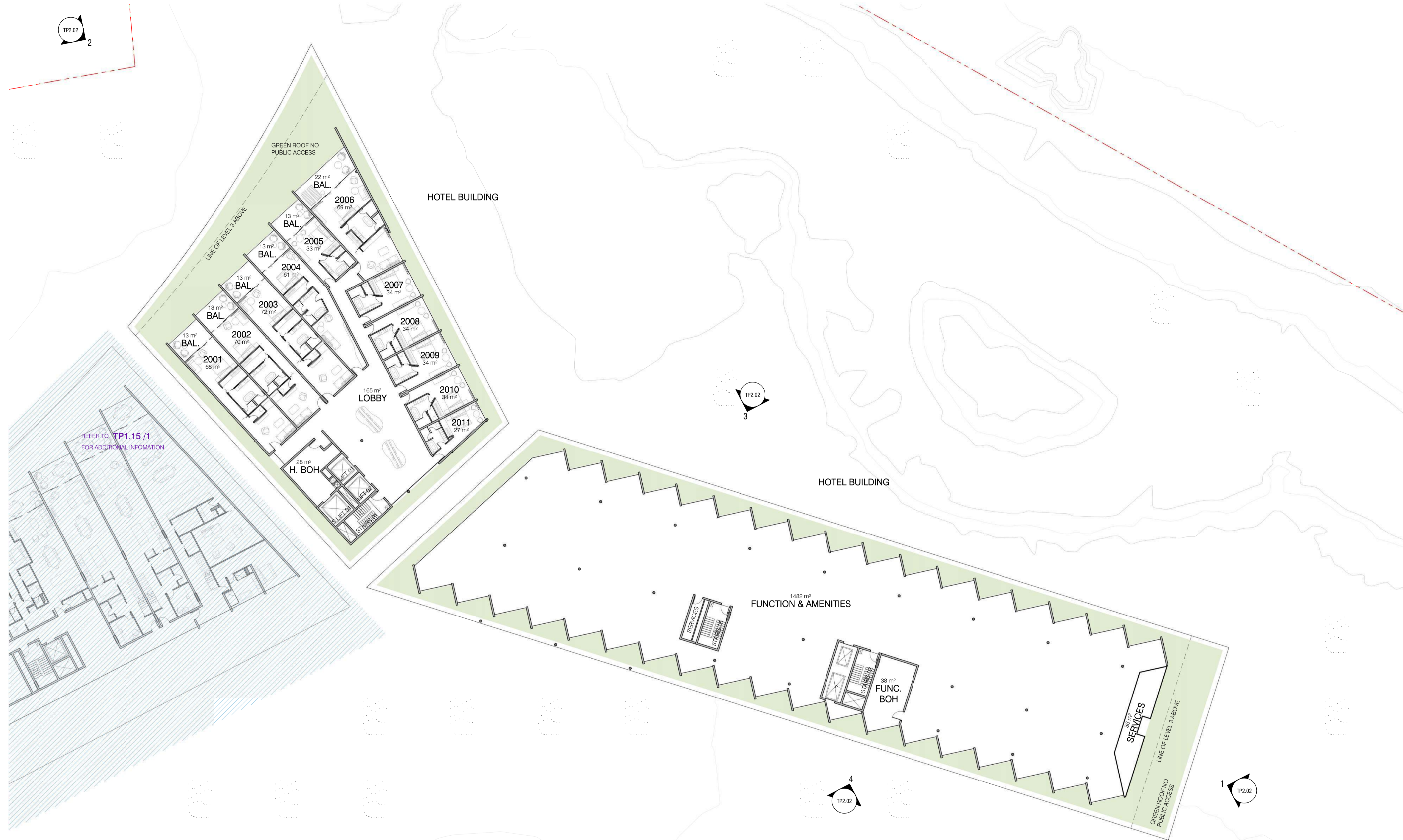
BUILDING / ATTRIBUTE  
 12°26'59" S  
 130°49'45" E

TOWN PLANNING

**TP1.15**



TP2.02  
2

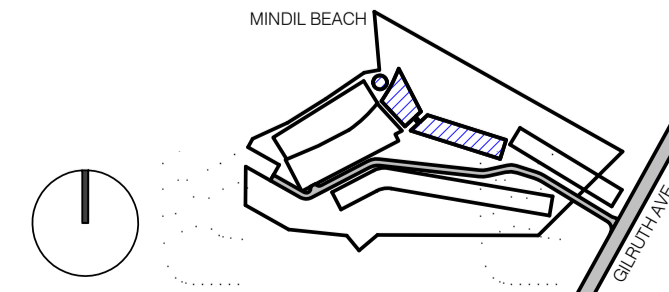


1 LEVEL 02 PLAN - HOTEL  
1 : 250

HACHEM ARCHITECTURE INTERIOR MARKETING  
HACHEM.COM.AU LEVEL 3, 2 DREWERY PLACE 188 WESTON STREET  
INFO@HACHEM.COM.AU MELBOURNE 3000 BRUNSWICK EAST 3067  
STUDIO +61 1300 734 560 VICTORIA, AUSTRALIA VICTORIA, AUSTRALIA

The information contained within this and accompanying documents is confidential and commercially sensitive. They are permitted only to be opened, read and used by the addressee. Verify all dimensions and levels on site prior to shop drawing or construction. Do not scale drawings. Figure dimensions must be used in preference to scaled dimensions. Notify Architect of any discrepancies.

REV.	DESCRIPTION	DATE
A	TOWN PLANNING SUBMISSION	19/02/21



PROJECT LOCATION  
25 GILRUTH AVENUE,  
THE GARDENS, DARWIN

CLIENT  
DAVID DO AWI

DRAWING SCALE  
1 : 250

DRAWING DATE  
19/02/21

SHEET SIZE  
A1

CHECK  
EP

PROJECT NO  
257

DRAWN  
KS



DRAWING TITLE  
FLOOR PLAN - LEVEL 02 - HOTEL

PROJECT NAME  
LITTLE MINDIL

REVISION  
BUILDING / ATTRIBUTE  
A 12°26'59" S  
130°49'45" E

DRAWING NO.

TOWN PLANNING

TP1.16

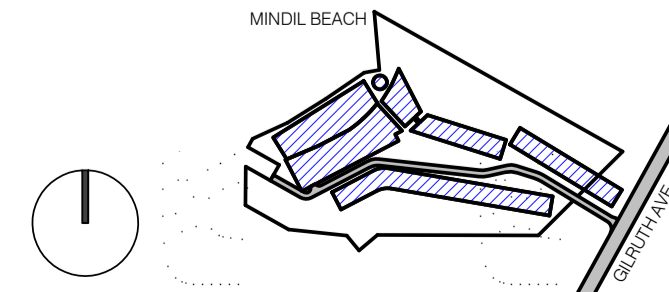


1 OVERALL PLAN - LEVEL 03  
1:500

HACHEM ARCHITECTURE INTERIOR MARKETING  
 HACHEM.COM.AU LEVEL 3, 2 DREWERY PLACE 183 WESTON STREET  
 INFO@HACHEM.COM.AU MELBOURNE 3000 BRUNSWICK EAST 3067  
 STUDIO +61 1300 734 560 VICTORIA, AUSTRALIA VICTORIA, AUSTRALIA

The information contained within this and accompanying documents is confidential and commercially sensitive. They are permitted only to be opened, read and used by the addressee. Verify all dimensions and levels on site prior to shop drawing or construction. Do not scale drawings. Figure dimensions must be used in preference to scaled dimensions. Notify Architect of any discrepancies.

REV.	DESCRIPTION	DATE
B	TOWN PLANNING - ADDITIONAL INFORMATION	12/05/21
A	TOWN PLANNING SUBMISSION	19/02/21



PROJECT LOCATION  
 25 GILRUTH AVENUE,  
 THE GARDENS, DARWIN

DRAWING SCALE: 1:500  
 SHEET SIZE: A1  
 PROJECT NO: 257

CLIENT: DAVID DO AWI

DRAWING DATE: 12/05/21  
 CHECK: EP  
 DRAWN: KS



DRAWING TITLE  
 OVERALL PLAN - LEVEL 03

PROJECT NAME  
 LITTLE MINDIL

REVISION: B  
 BUILDING / ATTRIBUTE: 12°26'59" S 130°49'45" E

DRAWING NO.: TP1.17

TOWN PLANNING

TP1.17

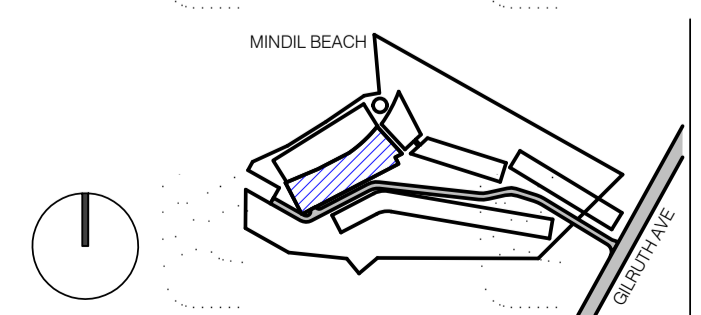


**1** LEVEL 03 PLAN - SERVICED APARTMENTS  
1 : 250

**HACHEM ARCHITECTURE INTERIOR MARKETING**  
 HACHEM.COM.AU LEVEL 3, 2 DREWEYRY PLACE 183 WESTON STREET  
 INFO@HACHEM.COM.AU MELBOURNE 3000 BRUNSWICK EAST 3067  
 STUDIO +61 1300 734 560 VICTORIA, AUSTRALIA VICTORIA, AUSTRALIA

The information contained within this and accompanying documents is confidential and commercially sensitive. They are permitted only to be opened, read and used by the addressee. Verify all dimensions and levels on site prior to shop drawing or construction. Do not scale drawings. Figure dimensions must be used in preference to scaled dimensions. Notify Architect of any discrepancies.

REV.	DESCRIPTION	DATE
A	TOWN PLANNING SUBMISSION	19/02/21



PROJECT LOCATION  
**25 GILRUTH AVENUE,  
 THE GARDENS, DARWIN**

CLIENT  
**DAVID DO AWI**

DRAWING SCALE  
**1 : 250**

DRAWING DATE  
**19/02/21**

SHEET SIZE  
**A1**

CHECK  
**EP**

PROJECT NO  
**257**

DRAWN  
**KS**



DRAWING TITLE  
**FLOOR PLAN - LEVEL 03 -  
 SERVICED APARTMENTS**

PROJECT NAME  
**LITTLE MINDIL**

REVISION  
**A**

BUILDING / ATTRIBUTE  
**12°26'59" S  
 130°49'45" E**

TOWN PLANNING

**TP1.18**

TP2.02  
2



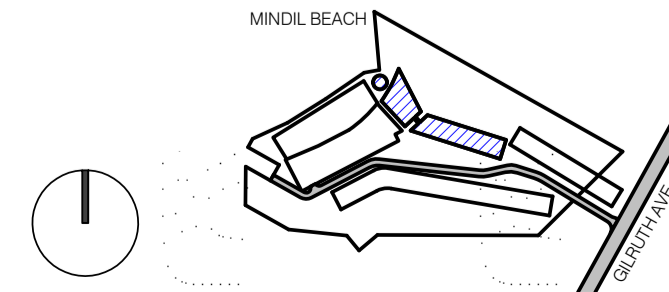
REFER TO TP1.18 /1  
FOR ADDITIONAL INFORMATION

1 LEVEL 03 PLAN - HOTEL  
1 : 250

**HACHEM ARCHITECTURE INTERIOR MARKETING**  
HACHEM.COM.AU LEVEL 3, 2 DREWERY PLACE 188 WESTON STREET  
INFO@HACHEM.COM.AU MELBOURNE 3000 BRUNSWICK EAST 3067  
STUDIO +61 1300 734 560 VICTORIA, AUSTRALIA VICTORIA, AUSTRALIA

The information contained within this and accompanying documents is confidential and commercially sensitive. They are permitted only to be opened, read and used by the addressee. Verify all dimensions and levels on site prior to shop drawing or construction. Do not scale drawings. Figure dimensions must be used in preference to scaled dimensions. Notify Architect of any discrepancies.

REV.	DESCRIPTION	DATE
A	TOWN PLANNING SUBMISSION	19/02/21



PROJECT LOCATION  
25 GILRUTH AVENUE,  
THE GARDENS, DARWIN

CLIENT  
DAVID DO AWI

DRAWING SCALE  
1 : 250

DRAWING DATE  
19/02/21

SHEET SIZE  
A1

CHECK  
EP

PROJECT NO  
257

DRAWN  
KS



DRAWING TITLE  
FLOOR PLAN - LEVEL 03 - HOTEL

PROJECT NAME  
LITTLE MINDIL

REVISION  
A

BUILDING / ATTRIBUTE  
12°26'59" S  
130°49'45" E

DRAWING NO.  
TP1.19

TOWN PLANNING

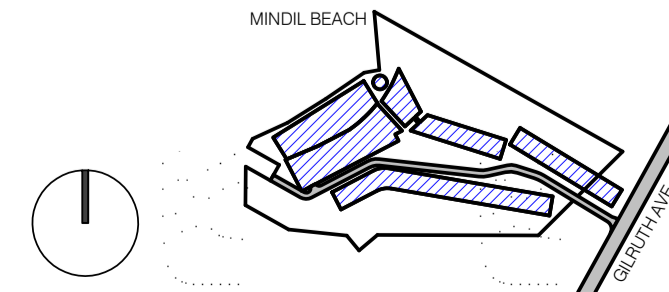


1 OVERALL PLAN - LEVEL 04  
1 : 500

**HACHEM ARCHITECTURE INTERIOR MARKETING**  
 HACHEM.COM.AU LEVEL 3, 2 DREWERY PLACE 183 WESTON STREET  
 INFO@HACHEM.COM.AU MELBOURNE 3000 BRUNSWICK EAST 3067  
 STUDIO +61 1300 734 560 VICTORIA, AUSTRALIA VICTORIA, AUSTRALIA

The information contained within this and accompanying this document is confidential and commercially sensitive. They are permitted only to be opened, read and used by the addressee. Verify all dimensions and levels on site prior to shop drawing or construction. Do not scale drawings. Figure dimensions must be used in preference to scaled dimensions. Notify Architect of any discrepancies.

REV.	DESCRIPTION	DATE
B	TOWN PLANNING - ADDITIONAL INFORMATION	12/05/21
A	TOWN PLANNING SUBMISSION	19/02/21



PROJECT LOCATION  
 25 GILRUTH AVENUE,  
 THE GARDENS, DARWIN

CLIENT  
 DAVID DO AWI

DRAWING SCALE  
 1 : 500

DRAWING DATE  
 12/05/21

SHEET SIZE  
 A1

CHECK  
 EP

PROJECT NO  
 257

DRAWN  
 KS



DRAWING TITLE  
 OVERALL PLAN - LEVEL 04

PROJECT NAME  
 LITTLE MINDIL

REVISION  
**B**

BUILDING / ATTRIBUTE  
 12°26'59" S  
 130°49'45" E

DRAWING NO.  
**TP1.20**



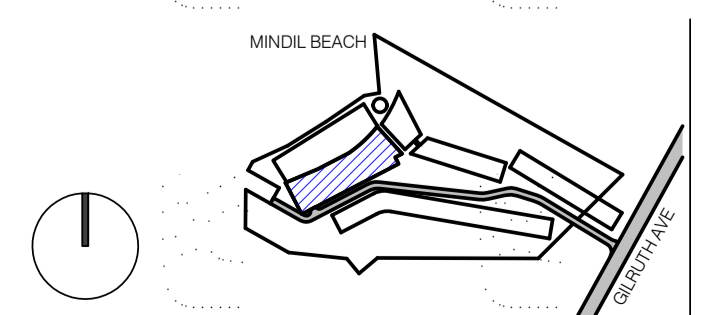
1 LEVEL 04 PLAN - SERVICED APARTMENTS  
1 : 250

**HACHEM ARCHITECTURE INTERIOR MARKETING**  
 HACHEM.COM.AU LEVEL 3, 2 DREWERY PLACE 183 WESTON STREET  
 INFO@HACHEM.COM.AU MELBOURNE 3000 BRUNSWICK EAST 3067  
 STUDIO +61 1300 734 560 VICTORIA, AUSTRALIA VICTORIA, AUSTRALIA

The information contained within this and accompanying documents is confidential and commercially sensitive. They are permitted only to be opened, read and used by the addressee. Verify all dimensions and levels on site prior to shop drawing or construction. Do not scale drawings. Figure dimensions must be used in preference to scaled dimensions. Notify Architect of any discrepancies.

C:\Users\pawfisher\Documents\257\_LITTLE MINDIL\_AS\_119\_kevin@hachem.com.au.rvt  
 12/05/2021 11:47:47 AM

REV.	DESCRIPTION	DATE
A	TOWN PLANNING SUBMISSION	19/02/21



PROJECT LOCATION  
 25 GILRUTH AVENUE,  
 THE GARDENS, DARWIN

CLIENT  
 DAVID DO AWI

DRAWING SCALE  
 1 : 250

DRAWING DATE  
 19/02/21

SHEET SIZE  
 A1

CHECK  
 EP

PROJECT NO  
 257

DRAWN  
 KS



DRAWING TITLE  
 FLOOR PLAN - LEVEL 04 -  
 SERVICED APARTMENTS

PROJECT NAME  
 LITTLE MINDIL

TOWN PLANNING

REVISION  
**A**

BUILDING / ATTRIBUTE  
 12°26'59" S  
 130°49'45" E

DRAWING NO.  
**TP1.21**

TP2.02  
2



REFER TO TP1.21/1  
FOR ADDITIONAL INFORMATION

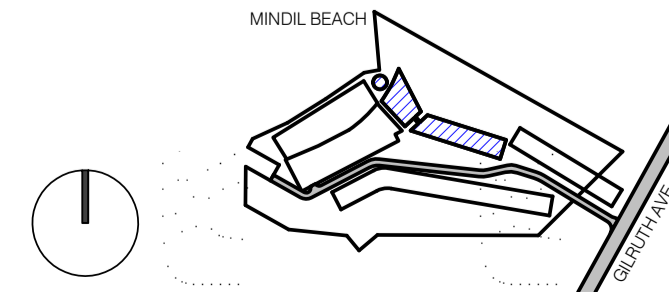
1 LEVEL 04 PLAN - HOTEL  
1 : 250

HACHEM ARCHITECTURE INTERIOR MARKETING  
 HACHEM.COM.AU LEVEL 3, 2 DREWERY PLACE 188 WESTON STREET  
 INFO@HACHEM.COM.AU MELBOURNE 3000 BRUNSWICK EAST 3067  
 STUDIO +61 1300 734 560 VICTORIA, AUSTRALIA VICTORIA, AUSTRALIA

The information contained within this and accompanying documents is confidential and commercially sensitive. They are permitted only to be opened, read and used by the addressee. Verify all dimensions and levels on site prior to shop drawing or construction. Do not scale drawings. Figure dimensions must be used in preference to scaled dimensions. Notify Architect of any discrepancies.

C:\Users\jwheeler\Documents\257\_LITTLE MINDIL\_AS\_R19\_kevin@hachem.com.au.rvt  
 12/05/2021 11:48:15 AM

REV.	DESCRIPTION	DATE
A	TOWN PLANNING SUBMISSION	19/02/21



PROJECT LOCATION  
 25 GILRUTH AVENUE,  
 THE GARDENS, DARWIN

CLIENT  
 DAVID DO AWI

DRAWING SCALE  
 1 : 250

DRAWING DATE  
 19/02/21

SHEET SIZE  
 A1

CHECK  
 EP

PROJECT NO  
 257

DRAWN  
 KS



DRAWING TITLE  
 FLOOR PLAN - LEVEL 04 - HOTEL

PROJECT NAME  
 LITTLE MINDIL

REVISION  
**A**

BUILDING / ATTRIBUTE  
 12°26'59" S  
 130°49'45" E

DRAWING NO.  
**TP1.22**

TOWN PLANNING



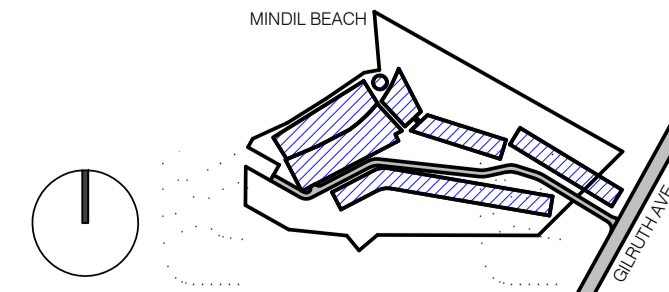
1 OVERALL PLAN - LEVEL 05  
1:500

**HACHEM ARCHITECTURE INTERIOR MARKETING**  
 HACHEM.COM.AU LEVEL 3, 2 DREWERY PLACE 183 WESTON STREET  
 INFO@HACHEM.COM.AU MELBOURNE 3000 BRUNSWICK EAST 3067  
 STUDIO +61 1300 734 560 VICTORIA, AUSTRALIA VICTORIA, AUSTRALIA

The information contained within this and accompanying documents is confidential and commercially sensitive. They are permitted only to be opened, read and used by the addressee. Verify all dimensions and levels on site prior to shop drawing or construction. Do not scale drawings. Figure dimensions must be used in preference to scaled dimensions. Notify Architect of any discrepancies.

C:\Users\jwheeler\Documents\257\_LITTLE MINDIL\_AS\_R19\_kevin@hachem.com.au.rvt 12/05/2021 11:48:40 AM

REV.	DESCRIPTION	DATE
B	TOWN PLANNING - ADDITIONAL INFORMATION	12/05/21
A	TOWN PLANNING SUBMISSION	19/02/21



PROJECT LOCATION  
 25 GILRUTH AVENUE,  
 THE GARDENS, DARWIN

CLIENT  
 DAVID DO AWI

DRAWING SCALE  
 1:500

DRAWING DATE  
 12/05/21

SHEET SIZE  
 A1

CHECK  
 EP

PROJECT NO  
 257

DRAWN  
 KS



DRAWING TITLE  
 OVERALL PLAN - LEVEL 05

PROJECT NAME  
 LITTLE MINDIL

REVISION  
**B**

BUILDING / ATTRIBUTE  
 12°26'59" S  
 130°49'45" E

DRAWING NO.  
**TP1.23**

TOWN PLANNING



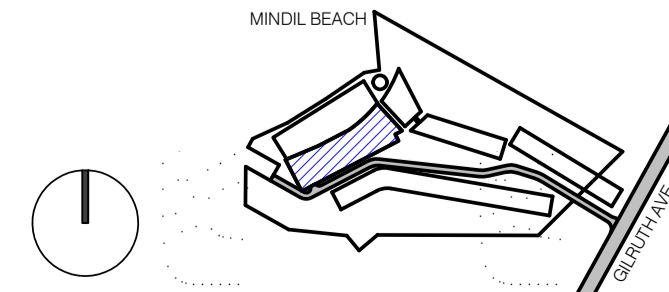


**1 FLOOR PLAN - LEVEL 05 - APARTMENTS**  
1 : 250

**HACHEM ARCHITECTURE INTERIOR MARKETING**  
 HACHEM.COM.AU LEVEL 3, 2 DREWEYRY PLACE 183 WESTON STREET  
 INFO@HACHEM.COM.AU MELBOURNE 3000 BRUNSWICK EAST 3067  
 STUDIO +61 1300 734 560 VICTORIA, AUSTRALIA VICTORIA, AUSTRALIA

The information contained within this and accompanying documents is confidential and commercially sensitive. They are permitted only to be opened, read and used by the addressee. Verify all dimensions and levels on site prior to shop drawing or construction. Do not scale drawings. Figure dimensions must be used in preference to scaled dimensions. Notify Architect of any discrepancies.

REV.	DESCRIPTION	DATE
A	TOWN PLANNING SUBMISSION	19/02/21



PROJECT LOCATION  
**25 GILRUTH AVENUE,  
 THE GARDENS, DARWIN**

CLIENT  
**DAVID DO AWI**

DRAWING SCALE  
**1 : 250**

DRAWING DATE  
**19/02/21**

SHEET SIZE  
**A1**

CHECK  
**EP**

PROJECT NO  
**257**

DRAWN  
**KS**



DRAWING TITLE  
**FLOOR PLAN - LEVEL 05 -  
 SERVICED APARTMENTS**

REVISION  
**A**

BUILDING / ATTRIBUTE  
**12°26'59" S  
 130°49'45" E**

PROJECT NAME  
**LITTLE MINDIL**

DRAWING NO.  
**TP1.24**

TOWN PLANNING

TP2.02  
2



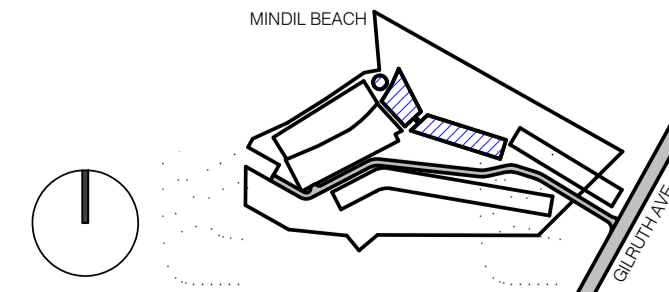
1 LEVEL 05 PLAN - HOTEL  
1 : 250

HACHEM ARCHITECTURE INTERIOR MARKETING  
 HACHEM.COM.AU LEVEL 3, 2 DREWERY PLACE 188 WESTON STREET  
 INFO@HACHEM.COM.AU MELBOURNE 3000 BRUNSWICK EAST 3067  
 STUDIO +61 1300 734 560 VICTORIA, AUSTRALIA VICTORIA, AUSTRALIA

The information contained within this and accompanying documents is confidential and commercially sensitive. They are permitted only to be opened, read and used by the addressee. Verify all dimensions and levels on site prior to shop drawing or construction. Do not scale drawings. Figure dimensions must be used in preference to scaled dimensions. Notify Architect of any discrepancies.

C:\Users\jwheeler\Documents\257\_LITTLE MINDIL\_AS\_R19\_kevin@hachem.com.au.rvt  
 12/05/2021 11:49:42 AM

REV.	DESCRIPTION	DATE
A	TOWN PLANNING SUBMISSION	19/02/21



PROJECT LOCATION  
 25 GILRUTH AVENUE,  
 THE GARDENS, DARWIN

DRAWING SCALE 1 : 250  
 SHEET SIZE A1  
 PROJECT NO 257

CLIENT DAVID DO AWI  
 DRAWING DATE 19/02/21  
 CHECK EP  
 DRAWN KS



DRAWING TITLE  
 FLOOR PLAN - LEVEL 05 - HOTEL

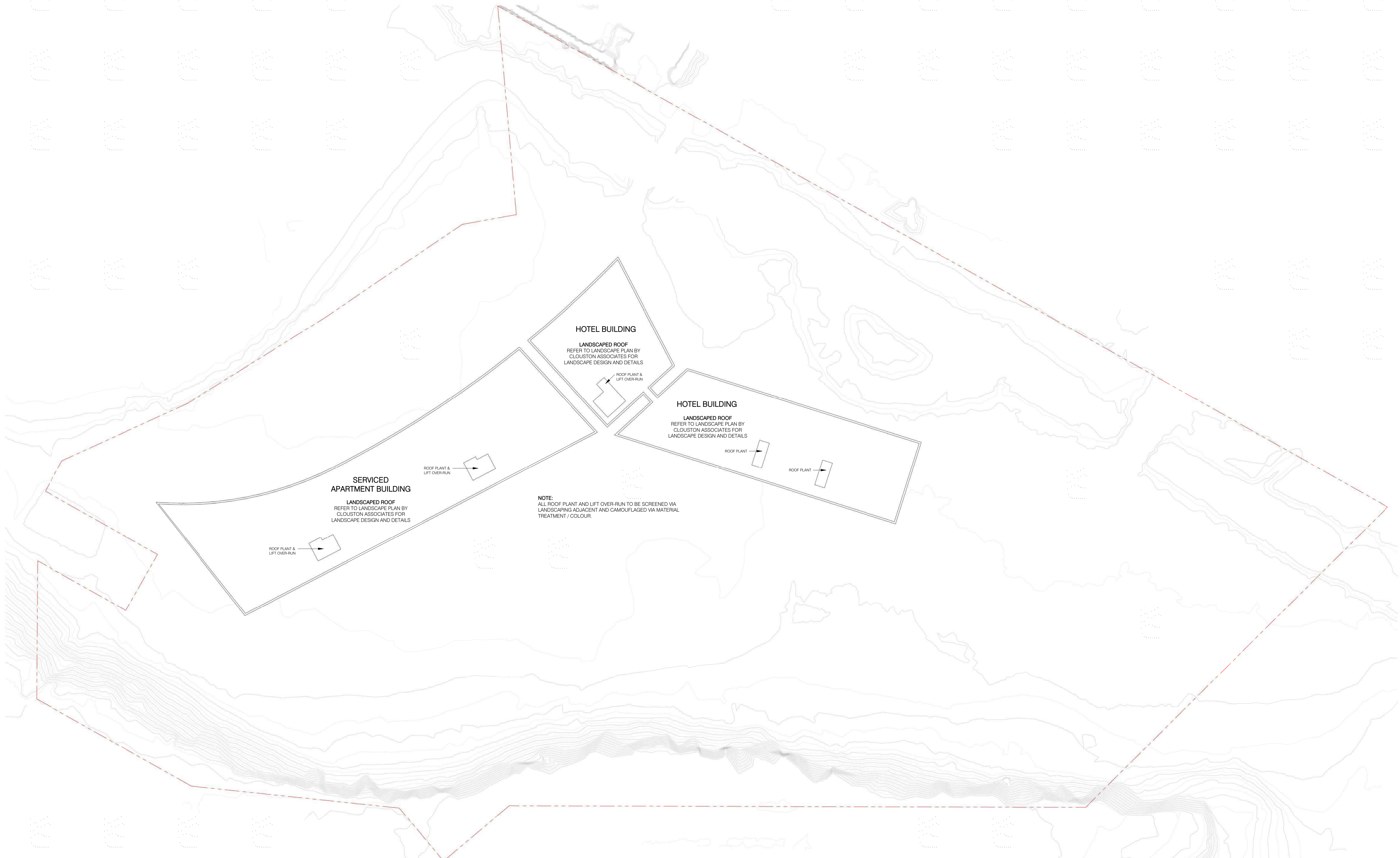
PROJECT NAME  
 LITTLE MINDIL

REVISION BUILDING / ATTRIBUTE  
 A 12°26'59" S  
 130°49'45" E

DRAWING NO.

TOWN PLANNING

TP1.25

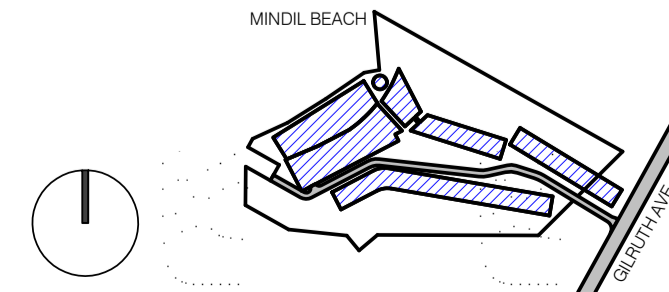


1 OVERALL PLAN - ROOF  
 1:500

**HACHEM ARCHITECTURE INTERIOR MARKETING**  
 HACHEM.COM.AU LEVEL 3, 2 DREWEY PLACE 188 WESTON STREET  
 INFO@HACHEM.COM.AU MELBOURNE 3000 BRUNSWICK EAST 3067  
 STUDIO +61 1300 734 560 VICTORIA, AUSTRALIA VICTORIA, AUSTRALIA

The information contained within this and accompanying documents is confidential and commercially sensitive. They are permitted only to be opened, read and used by the addressee. Verify all dimensions and levels on site prior to shop drawing or construction. Do not scale drawings. Figure dimensions must be used in preference to scaled dimensions. Notify Architect of any discrepancies.

REV.	DESCRIPTION	DATE
A	TOWN PLANNING SUBMISSION	19/02/21



PROJECT LOCATION  
 25 GILRUTH AVENUE,  
 THE GARDENS, DARWIN

CLIENT  
 DAVID DO AWI

DRAWING SCALE  
 1:500

DRAWING DATE  
 19/02/21

SHEET SIZE  
 A1

CHECK  
 EP

PROJECT NO  
 257

DRAWN  
 KS



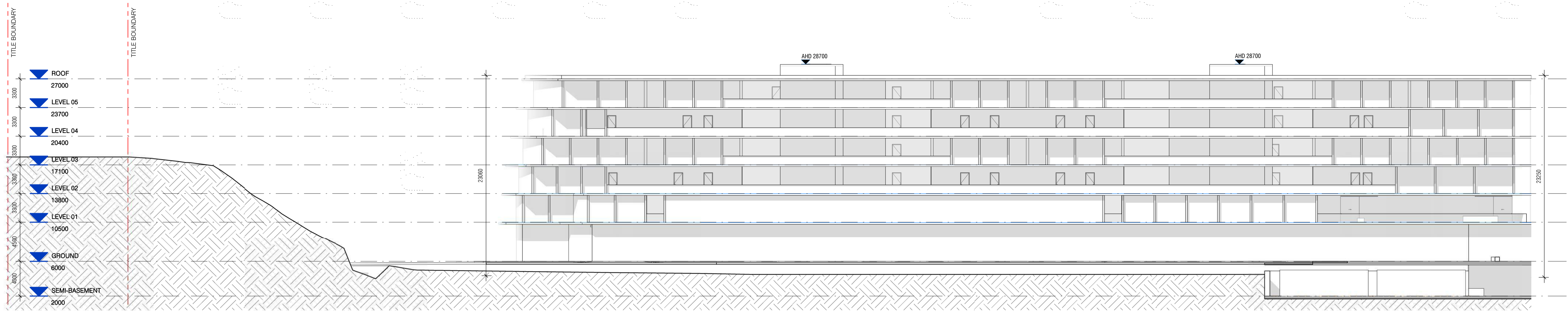
DRAWING TITLE  
 OVERALL PLAN - ROOF

PROJECT NAME  
 LITTLE MINDIL


REVISION  
 A

BUILDING / ATTRIBUTE  
 12°26'59" S  
 130°49'45" E

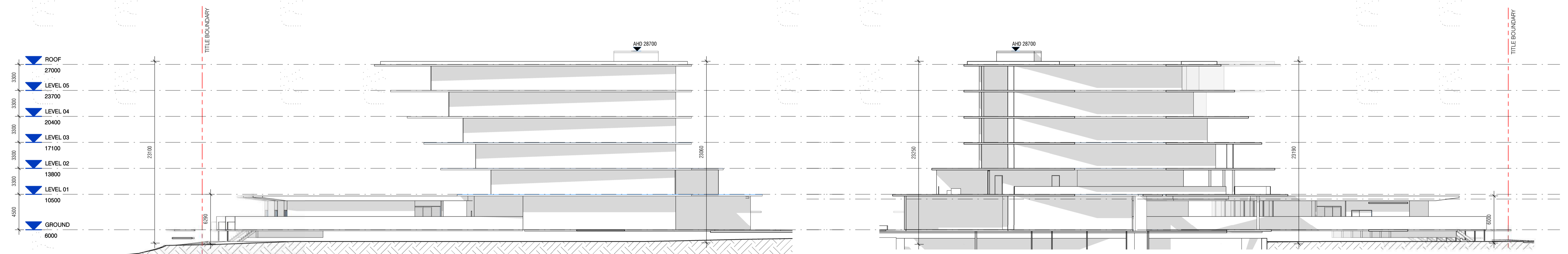
DRAWING NO.  
**TP1.26**



1 BUILDING ELEVATION - SERVICED APARTMENT / VILLA 01  
1 : 250



2 BUILDING ELEVATION - SERVICED APARTMENT / VILLA 02  
1 : 250



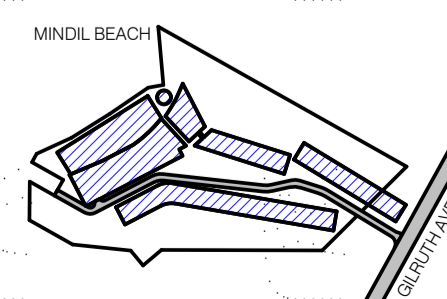
3 BUILDING ELEVATION - SERVICED APARTMENT / VILLA 03  
1 : 250

4 BUILDING ELEVATION - APARTMENT / VILLA 04  
1 : 250

HACHEM ARCHITECTURE INTERIOR MARKETING  
HACHEM.COM.AU LEVEL 3, 2 DREWERY PLACE 183 WESTON STREET  
INFO@HACHEM.COM.AU MELBOURNE 3000 BRUNSWICK EAST 3067  
STUDIO +61 1300 734 560 VICTORIA, AUSTRALIA VICTORIA, AUSTRALIA

The information contained within this and accompanying documents is confidential and commercially sensitive. They are permitted only to be opened, read and used by the addressee. Verify all dimensions and levels on site prior to shop drawing or construction. Do not scale drawings. Figure dimensions must be used in preference to scaled dimensions. Notify Architect of any discrepancies.

REV.	DESCRIPTION	DATE
A	TOWN PLANNING SUBMISSION	19/02/21



PROJECT LOCATION  
25 GILRUTH AVENUE,  
THE GARDENS, DARWIN

CLIENT  
DAVID DO AWI

DRAWING SCALE  
1 : 250

DRAWING DATE  
19/02/21

SHEET SIZE  
A1

CHECK  
EP

PROJECT NO  
257

DRAWN  
KS



DRAWING TITLE  
OVERALL ELEVATIONS - SERVICED  
APARTMENT / FORESHORE VILLAS

PROJECT NAME  
LITTLE MINDIL

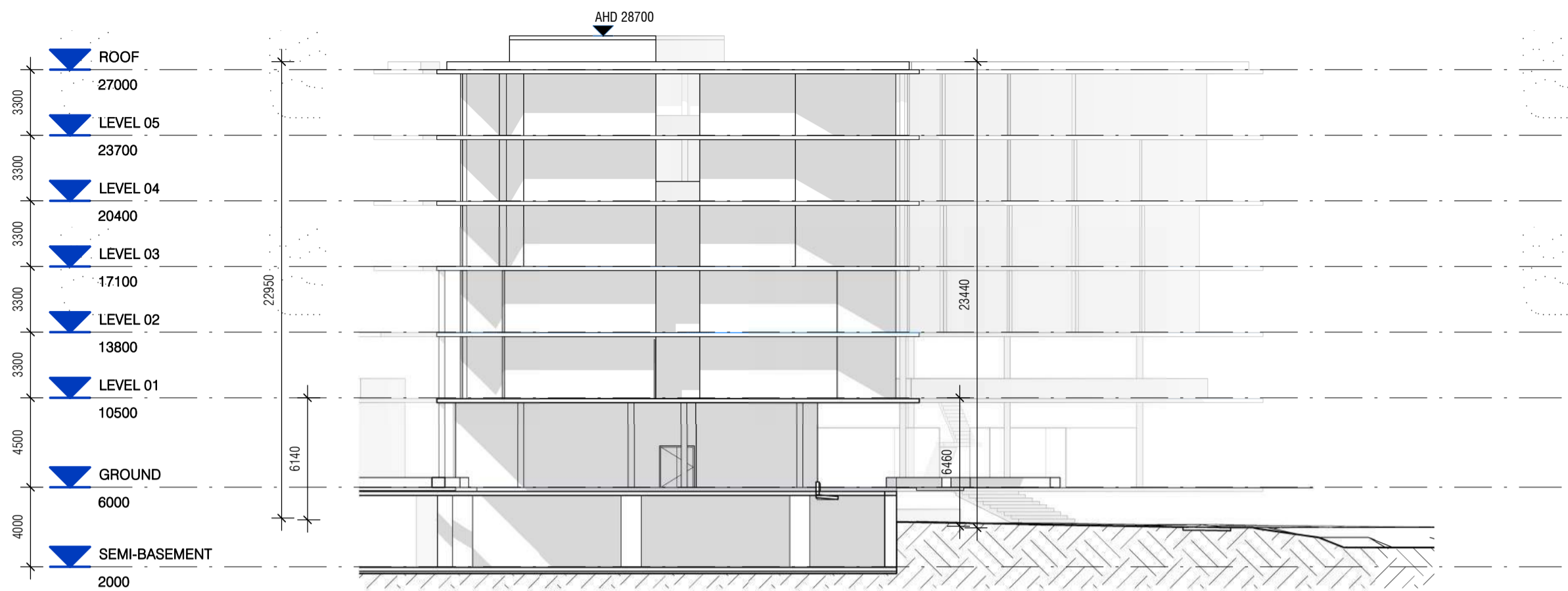
REVISION  
A

DRAWING NO.  
TP2.01

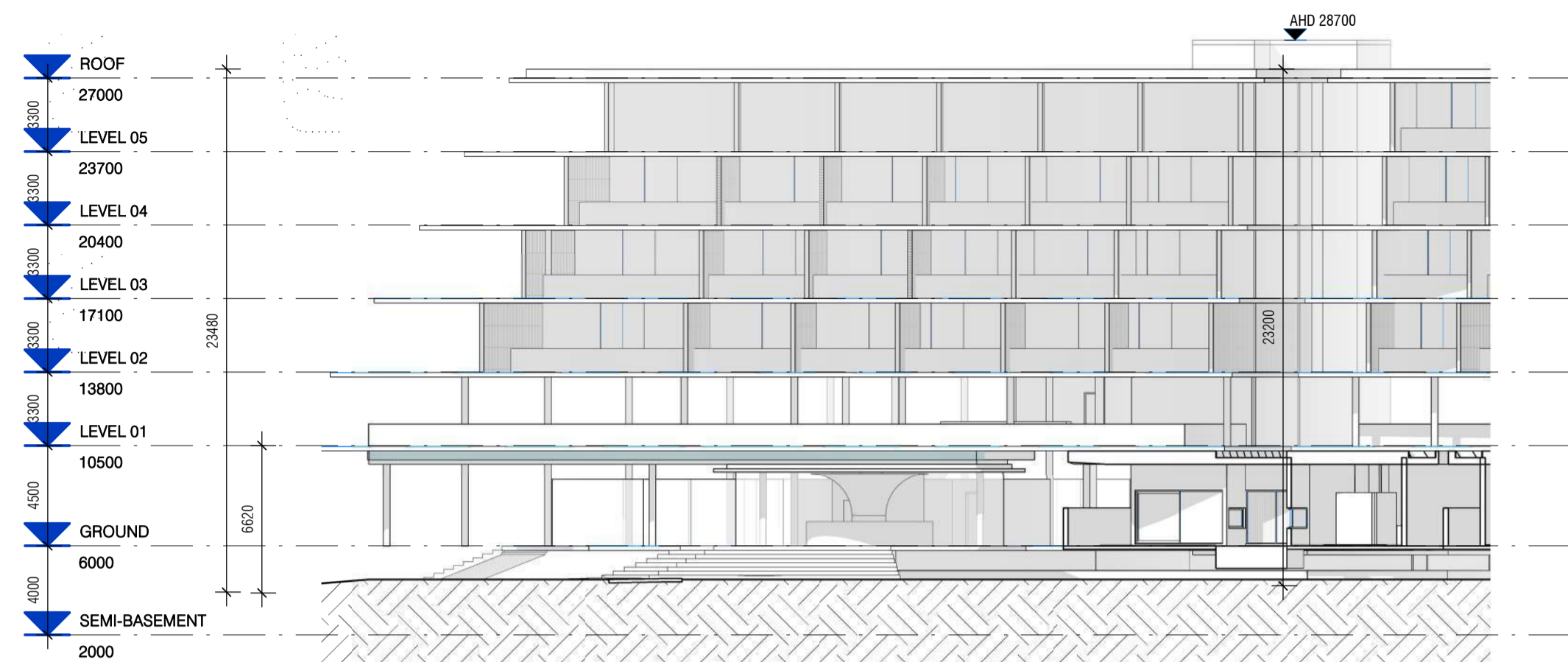
TOWN PLANNING

BUILDING / ATTRIBUTE  
12°26'59" S  
130°49'45" E

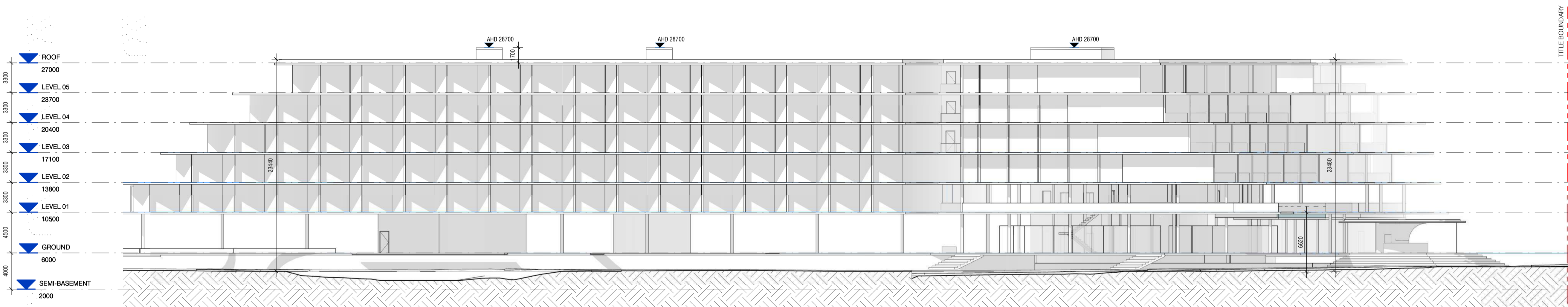
TP2.01



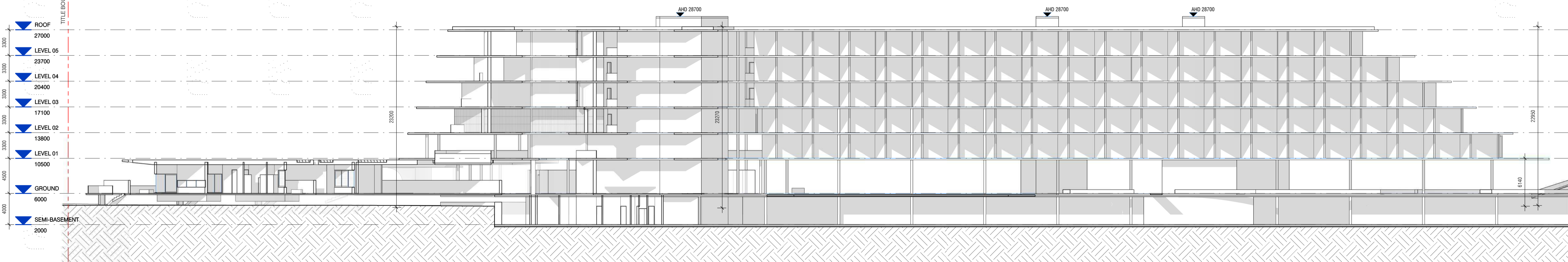
1 BUILDING ELEVATION - HOTEL 01  
1 : 250



2 BUILDING ELEVATION - HOTEL 02  
1 : 250



3 BUILDING ELEVATION - HOTEL 03  
1 : 250

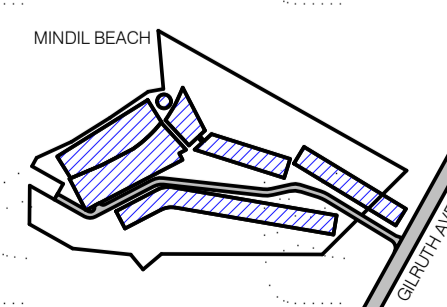


4 BUILDING ELEVATION - HOTEL 04  
1 : 250

HACHEM ARCHITECTURE INTERIOR MARKETING  
HACHEM.COM.AU LEVEL 3, 2 DREWERY PLACE 183 WESTON STREET  
INFO@HACHEM.COM.AU MELBOURNE 3000 BRUNSWICK EAST 3067  
STUDIO +61 1300 734 560 VICTORIA, AUSTRALIA VICTORIA, AUSTRALIA

The information contained within this and accompanying documents is confidential and commercially sensitive. They are permitted only to be opened, read and used by the addressee. Verify all dimensions and levels on site prior to shop drawing or construction. Do not scale drawings. Figure dimensions must be used in preference to scaled dimensions. Notify Architect of any discrepancies.

REV.	DESCRIPTION	DATE
A	TOWN PLANNING SUBMISSION	19/02/21



PROJECT LOCATION  
25 GILRUTH AVENUE,  
THE GARDENS, DARWIN

CLIENT  
DAVID DO AWI

DRAWING SCALE  
1 : 250

DRAWING DATE  
19/02/21

SHEET SIZE  
A1

CHECK  
EP

PROJECT NO  
257

DRAWN  
KS



DRAWING TITLE  
OVERALL ELEVATIONS - HOTEL

PROJECT NAME  
LITTLE MINDIL

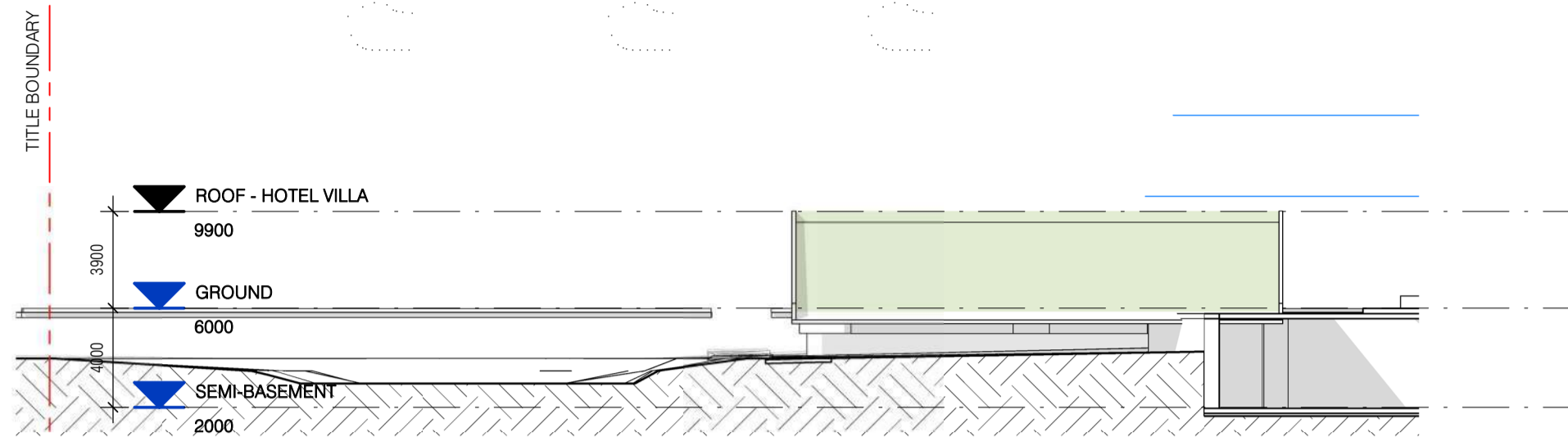
REVISION  
A

DRAWING NO.  
TP2.02

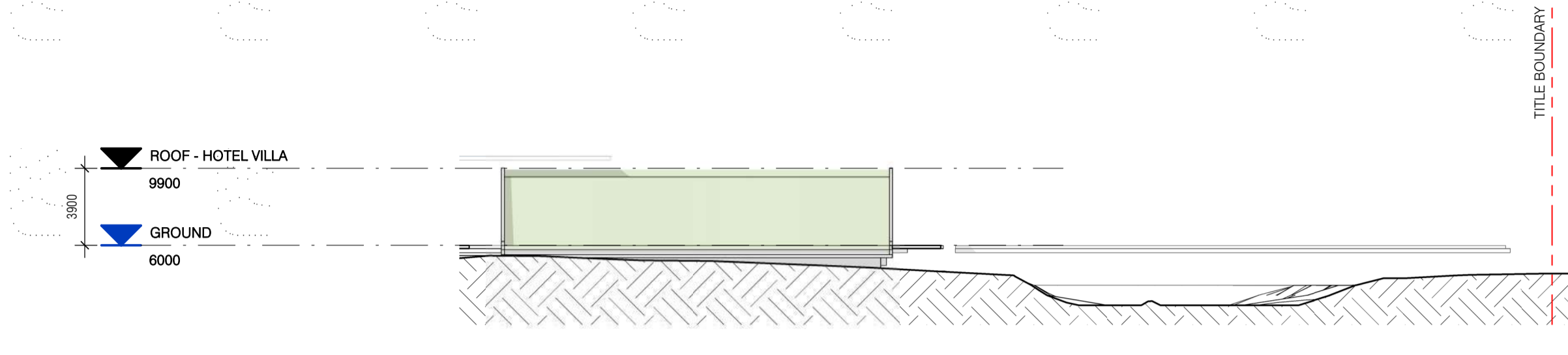
TOWN PLANNING

BUILDING / ATTRIBUTE  
12°26'59" S  
130°49'45" E

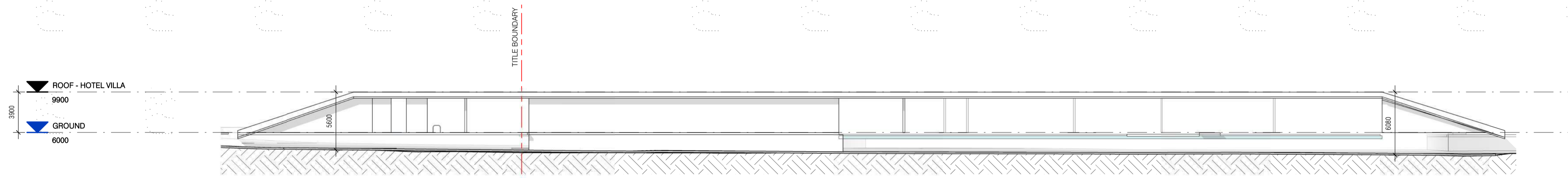
TP2.02



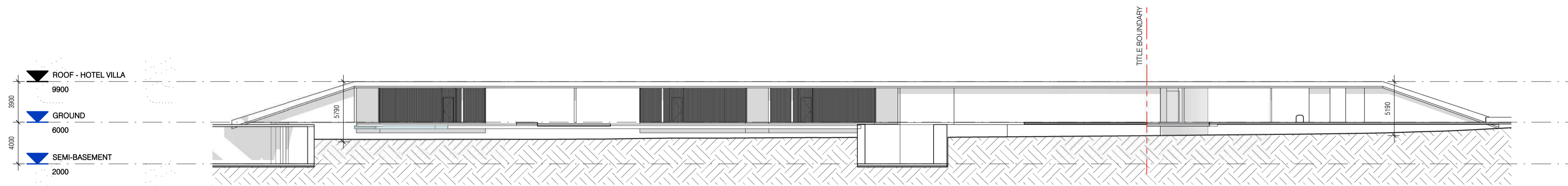
1 BUILDING ELEVATION - GARDEN VILLA 01  
1 : 250



2 BUILDING ELEVATION - GARDEN VILLA 02  
1 : 250



3 BUILDING ELEVATION - GARDEN VILLA 03  
1 : 250

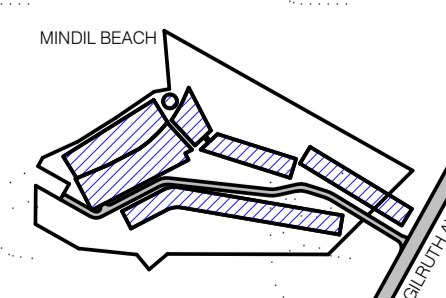


4 BUILDING ELEVATION - GARDEN VILLA 04  
1 : 250

**HACHEM ARCHITECTURE INTERIOR MARKETING**  
 HACHEM.COM.AU LEVEL 3, 2 CREWERY PLACE 183 WESTON STREET  
 INFO@HACHEM.COM.AU MELBOURNE 3000 BRUNSWICK EAST 3067  
 STUDIO +61 1300 734 560 VICTORIA, AUSTRALIA VICTORIA, AUSTRALIA

The information contained within this and accompanying documents is confidential and commercially sensitive. They are permitted only to be opened, read and used by the addressee. Verify all dimensions and levels on site prior to shop drawing or construction. Do not scale drawings. Figure dimensions must be used in preference to scaled dimensions. Notify Architect of any discrepancies.

REV.	DESCRIPTION	DATE
A	TOWN PLANNING SUBMISSION	19/02/21



PROJECT LOCATION  
 25 GILRUTH AVENUE,  
 THE GARDENS, DARWIN

CLIENT  
 DAVID DO AWI

DRAWING SCALE  
 1 : 250

SHEET SIZE  
 A1

PROJECT NO  
 257

DRAWING DATE  
 19/02/21

CHECK  
 EP

DRAWN  
 KS



DRAWING TITLE  
 OVERALL ELEVATIONS - GARDEN  
 VILLAS

PROJECT NAME  
 LITTLE MINDIL

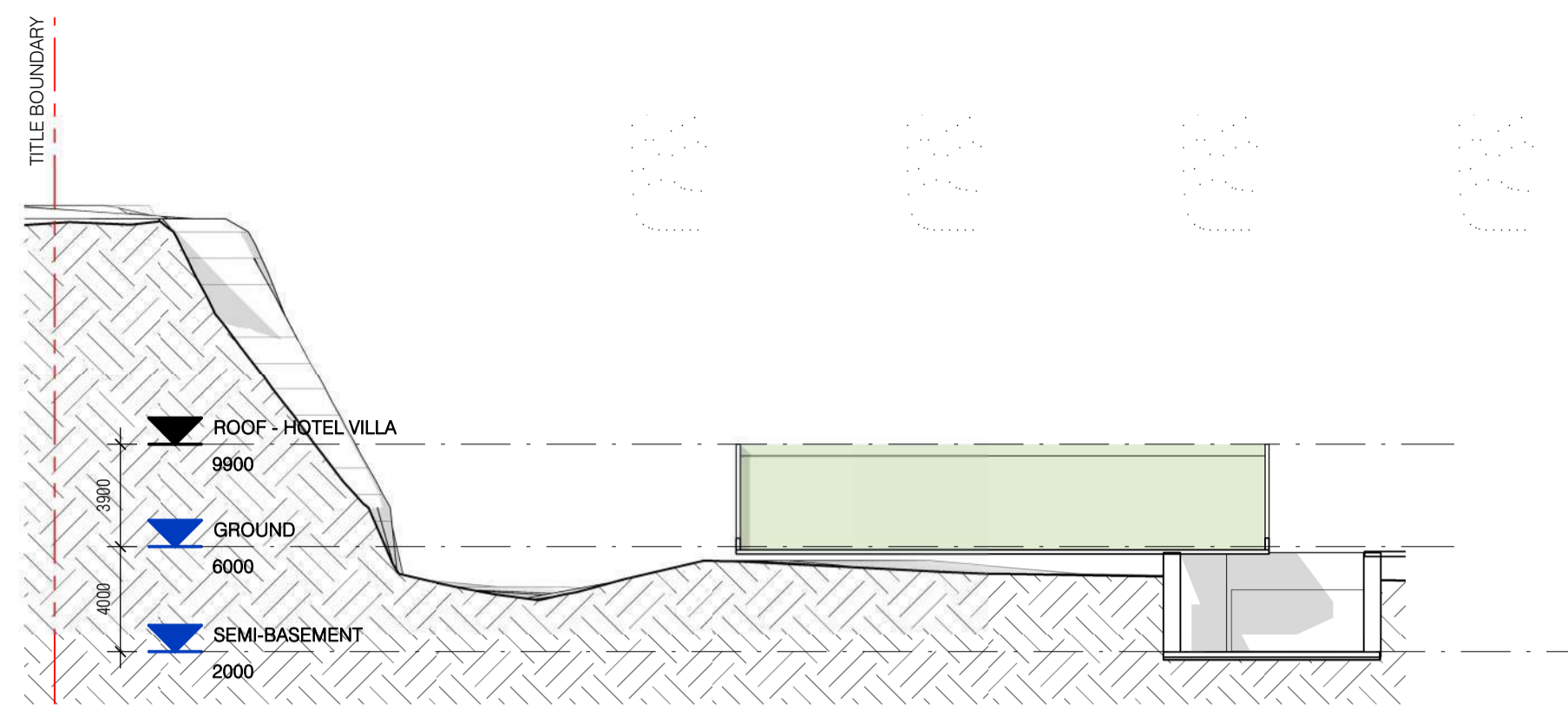
REVISION  
**A**

BUILDING / ATTRIBUTE  
 12°26'59" S  
 130°49'45" E

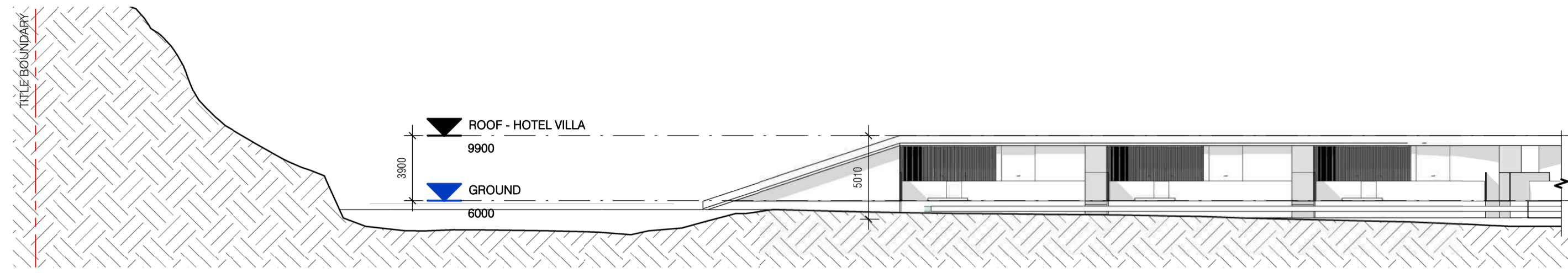
DRAWING NO.

TOWN PLANNING

**TP2.03**

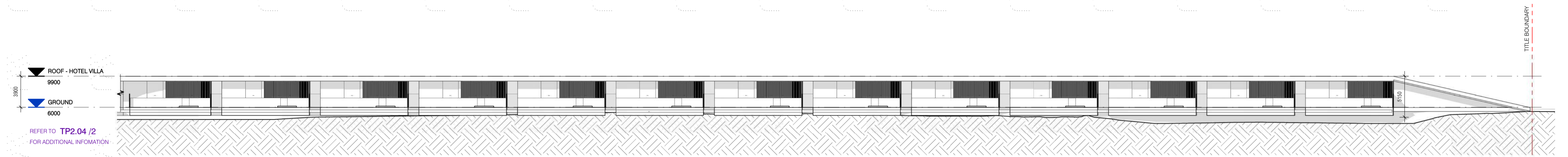


1 BUILDING ELEVATION - LAGOON VILLA 01  
1 : 250




2 BUILDING ELEVATION - LAGOON VILLA 02  
1 : 250

REFER TO TP2.04 /3  
FOR ADDITIONAL INFORMATION



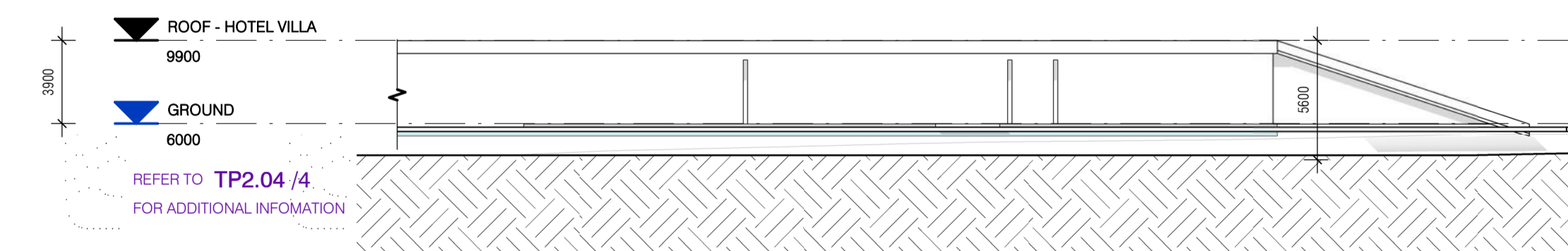
3 BUILDING ELEVATION - LAGOON VILLA 03  
1 : 250

REFER TO TP2.04 /2  
FOR ADDITIONAL INFORMATION



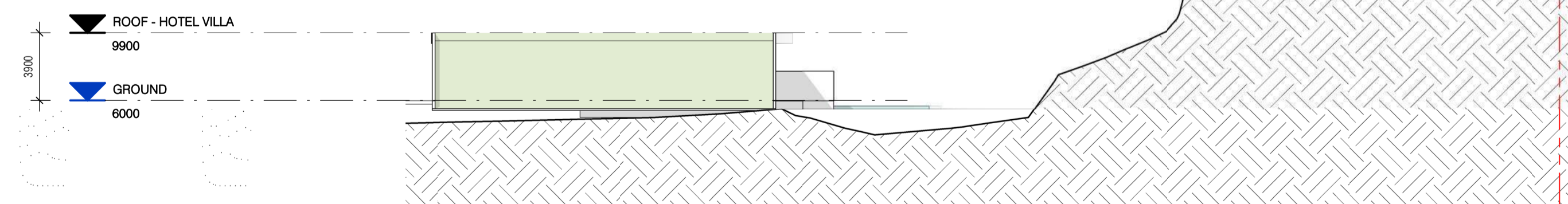
4 BUILDING ELEVATION - LAGOON VILLA 04  
1 : 250

REFER TO TP2.04 /5  
FOR ADDITIONAL INFORMATION



5 BUILDING ELEVATION - LAGOON VILLA 05  
1 : 250

REFER TO TP2.04 /4  
FOR ADDITIONAL INFORMATION



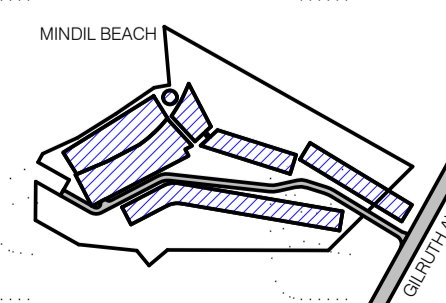
6 BUILDING ELEVATION - LAGOON VILLA 06  
1 : 250

HACHEM ARCHITECTURE INTERIOR MARKETING  
HACHEM.COM.AU LEVEL 3, 2 DREWERY PLACE 183 WESTON STREET  
INFO@HACHEM.COM.AU MELBOURNE 3000 BRUNSWICK EAST 3067  
STUDIO +61 1300 734 560 VICTORIA, AUSTRALIA VICTORIA, AUSTRALIA

The information contained within this and accompanying this document is confidential and commercially sensitive. They are permitted only to be opened, read and used by the addressee. Verify all dimensions and levels on site prior to shop drawing or construction. Do not scale drawings. Figure dimensions must be used in preference to scaled dimensions. Notify Architect of any discrepancies.

REV.	DESCRIPTION	DATE
A	TOWN PLANNING SUBMISSION	19/02/21

DATE  
19/02/21



PROJECT LOCATION  
25 GILRUTH AVENUE,  
THE GARDENS, DARWIN

CLIENT  
DAVID DO AWI

DRAWING SCALE  
1 : 250

DRAWING DATE  
19/02/21

SHEET SIZE  
A1

CHECK  
EP

PROJECT NO  
257

DRAWN  
KS



DRAWING TITLE  
OVERALL ELEVATIONS - LAGOON  
VILLAS

PROJECT NAME  
LITTLE MINDIL

REVISION  
BUILDING / ATTRIBUTE

DRAWING NO.

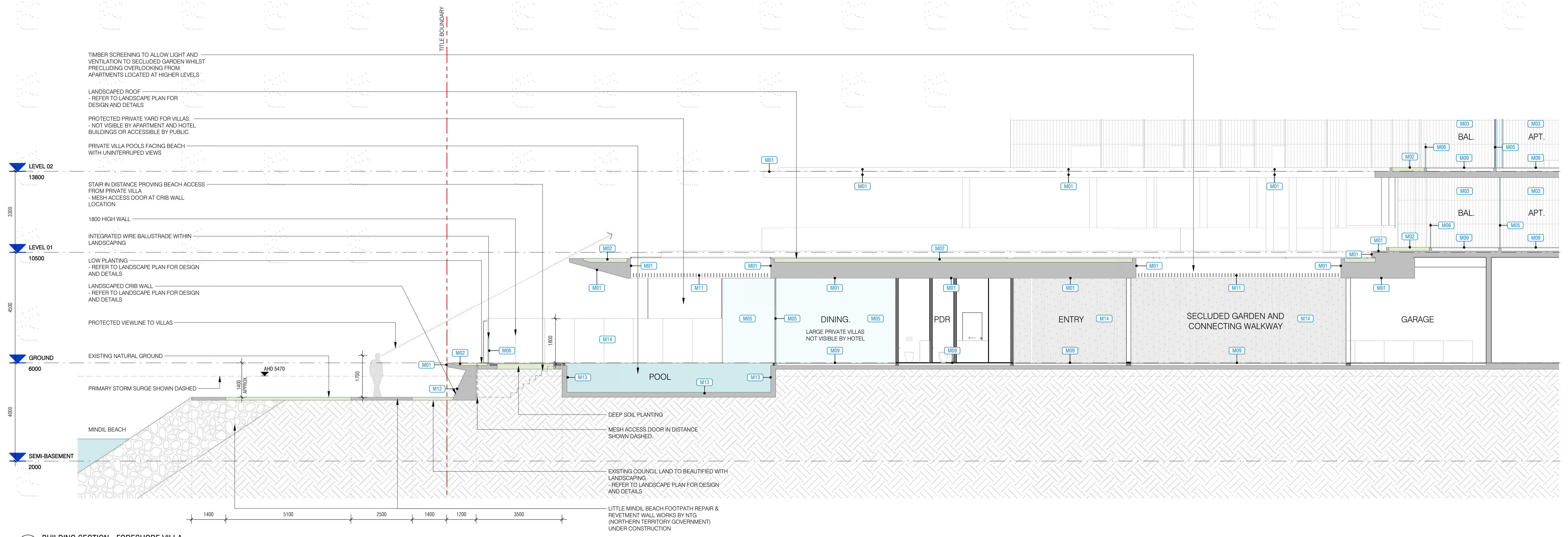
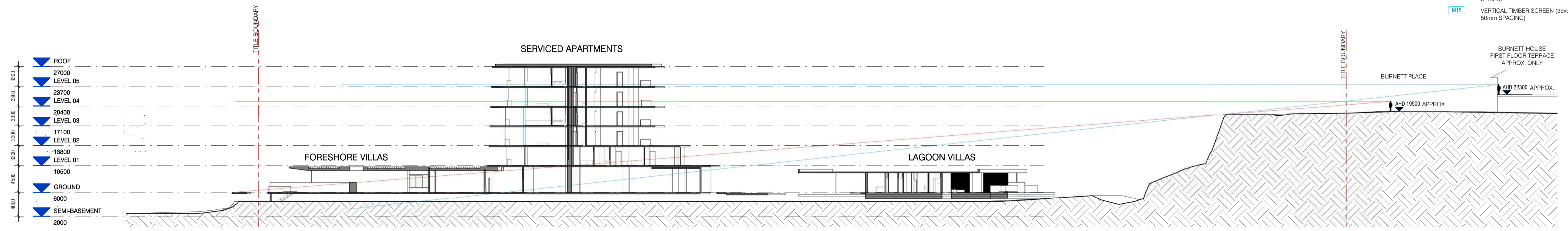
TOWN PLANNING

12°26'59" S  
130°49'45" E

TP2.04

LEGEND - EXTERNAL FINISHES

- M01 TIMBER BOARD FORMED CONCRETE
- M02 GREEN ROOF (REFER TO LANDSCAPE ARCH.)
- M03 FLUTED TERRACOTTA TILES (150mm x 900mm)
- M04 COLOURED GLAZED PODS
- M05 FULL HEIGHT GLAZING (RECESSED FRAMING, 40mm x 40mm FRONT GLAZED TIMBER MULLIONS 35x100mm)
- M06 FRAMELESS GLAZED BALUSTRADE
- M07 FRAMELESS BUTT JOINTED GLAZING
- M08 FEATURE TIMBER COLUMN & CEILING
- M09 CONCRETE PAVER (1200mm x 1200mm)
- M10 CLEAR ACRYLIC EDGE TO POOL
- M11 TIMBER SCREENING / LOUVRES
- M12 CONCRETE CRIB WALL WITH PLANTING
- M13 DARK GREY MOSAIC TILING
- M14 BAMBOO PRESSED CONCRETE (VERTICAL STRIPS)
- M15 VERTICAL TIMBER SCREEN (35x35mm WITH 50mm SPACING)

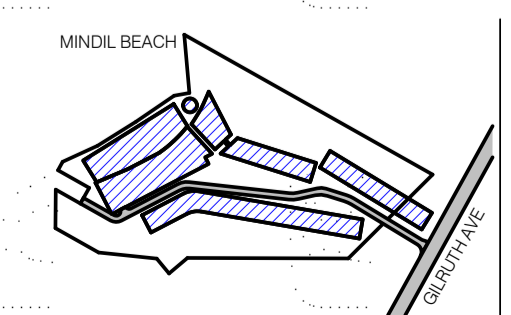


**HACHEM ARCHITECTURE INTERIOR MARKETING**

HACHEM.COM.AU LEVEL 3, 2 DREWERY PLACE 183 WESTON STREET  
 INFO@HACHEM.COM.AU MELBOURNE 3000 BRUNSWICK EAST 3067  
 STUDIO +61 1300 734 560 VICTORIA, AUSTRALIA VICTORIA, AUSTRALIA

The information contained within this and accompanying this document is confidential and commercially sensitive. They are permitted only to be opened, read and used by the addressee. Verify all dimensions and levels on site prior to shop drawing or construction. Do not scale drawings. Figure dimensions must be used in preference to scaled dimensions. Notify Architect of any discrepancies.

REV.	DESCRIPTION	DATE
A	TOWN PLANNING SUBMISSION	19/02/21



PROJECT LOCATION  
25 GILRUTH AVENUE,  
THE GARDENS, DARWIN

DRAWING SCALE  
As indicated

SHEET SIZE  
A1

PROJECT NO  
257

CLIENT  
DAVID DO AWI

DRAWING DATE  
19/02/21

CHECK  
EP

DRAWN  
KS



DRAWING TITLE  
**BUILDING SECTIONS - OVERALL /  
FORESHORE VILLA**

PROJECT NAME  
LITTLE MINDIL

REVISION  
**A**

BUILDING / ATTRIBUTE  
12°26'59" S  
130°49'45" E

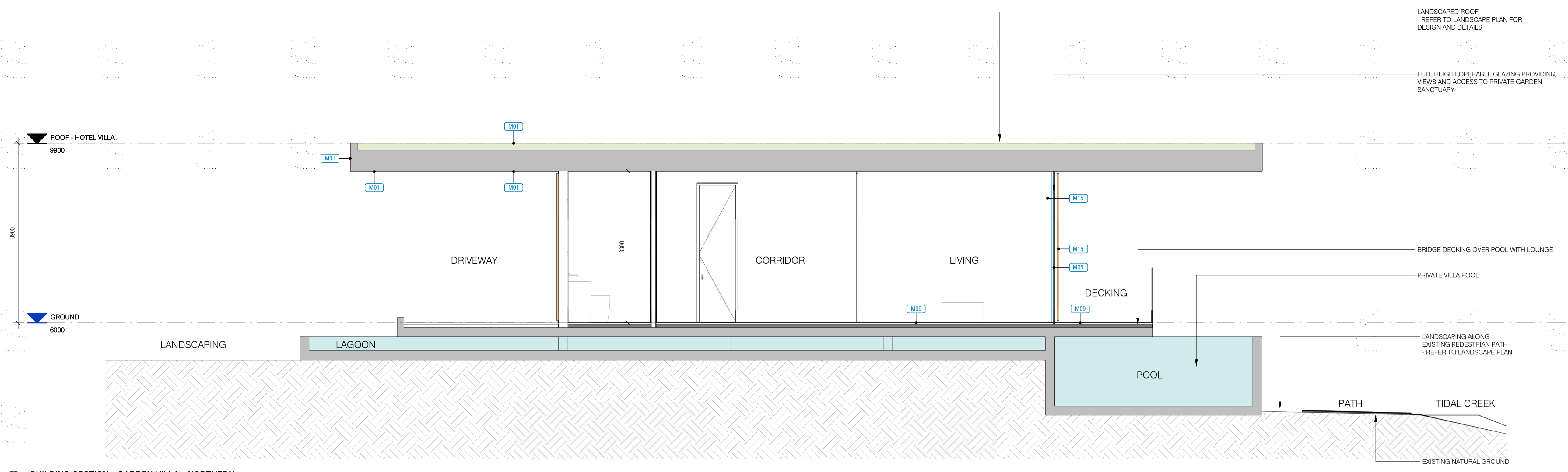
DRAWING NO.  
**TP3.01**

TOWN PLANNING

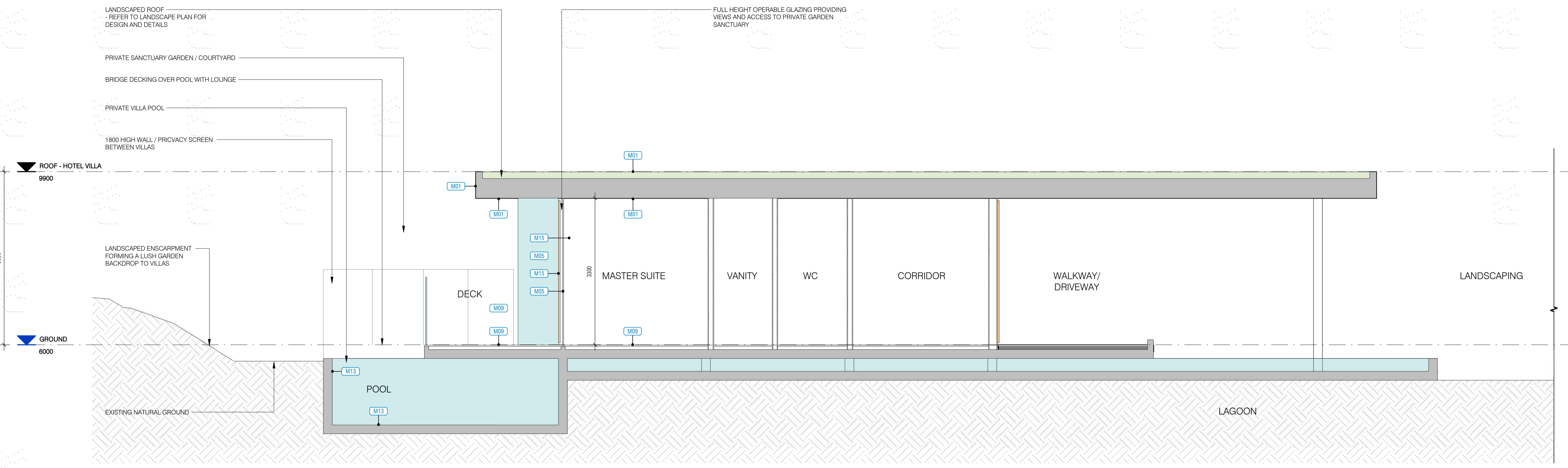


LEGEND - EXTERNAL FINISHES

- M01 TIMBER BOARD FORMED CONCRETE
- M02 GREEN ROOF (REFER TO LANDSCAPE ARCH.)
- M03 FLUTED TERRACOTTA TILES (150mm x 900mm)
- M04 COLOURED GLAZED PODS
- M05 FULL HEIGHT GLAZING (RECESSED FRAMING, 40mm x 40mm FRONT GLAZED TIMBER MULLIONS 35x100mm)
- M06 FRAMELESS GLAZED BALUSTRADE
- M07 FRAMELESS BUTT JOINTED GLAZING
- M08 FEATURE TIMBER COLUMN & CEILING
- M09 CONCRETE PAVER (1200mm x 1200mm)
- M10 CLEAR ACRYLIC EDGE TO POOL
- M11 TIMBER SCREENING / LOUVRES
- M12 CONCRETE CRIB WALL WITH PLANTING
- M13 DARK GREY MOSAIC TILING
- M14 BAMBOO PRESSED CONCRETE (VERTICAL STRIPS)
- M15 VERTICAL TIMBER SCREEN (35x35mm WITH 50mm SPACING)



1 BUILDING SECTION - GARDEN VILLA - NORTHERN  
1:50

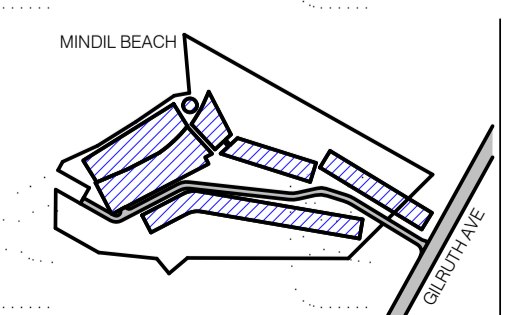


2 BUILDING SECTION - GARDEN VILLA - SOUTHERN  
1:50

HACHEM ARCHITECTURE INTERIOR MARKETING  
 HACHEM.COM.AU LEVEL 3, 2 DREWERY PLACE 183 WESTON STREET  
 INFO@HACHEM.COM.AU MELBOURNE 3000 BRUNSWICK EAST 3067  
 STUDIO +61 1300 734 560 VICTORIA, AUSTRALIA VICTORIA, AUSTRALIA

The information contained within this and accompanying documents is confidential and commercially sensitive. They are permitted only to be opened, read and used by the addressee. Verify all dimensions and levels on site prior to shop drawing or construction. Do not scale drawings. Figure dimensions must be used in preference to scaled dimensions. Notify Architect of any discrepancies.

REV.	DESCRIPTION	DATE
A	TOWN PLANNING SUBMISSION	19/02/21



PROJECT LOCATION  
 25 GILRUTH AVENUE,  
 THE GARDENS, DARWIN

DRAWING SCALE: As indicated  
 SHEET SIZE: A1  
 PROJECT NO: 257

DRAWING DATE: 19/02/21  
 CHECK: EP  
 DRAWN: KS

CLIENT: DAVID DO AWI



DRAWING TITLE  
 BUILDING SECTIONS - GARDEN &  
 LAGOON VILLA

PROJECT NAME:  
 LITTLE MINDIL

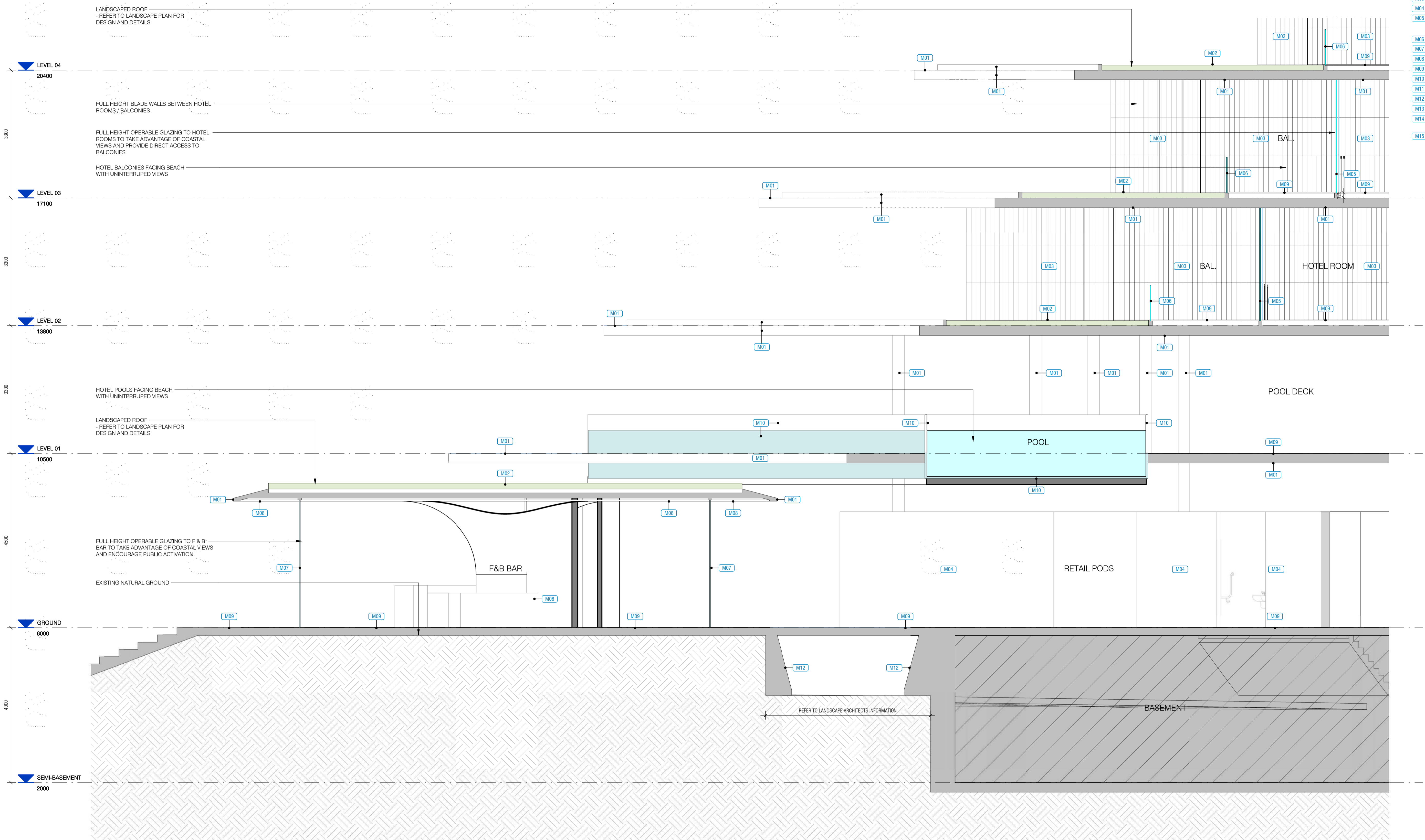
REVISION: A  
 BUILDING / ATTRIBUTE: 12°26'59" S 130°49'45" E

DRAWING NO:  
 TP3.02

TOWN PLANNING

LEGEND - EXTERNAL FINISHES

- M01 TIMBER BOARD FORMED CONCRETE
- M02 GREEN ROOF (REFER TO LANDSCAPE ARCH.)
- M03 FLUTED TERRACOTTA TILES (150mm x 900mm)
- M04 COLOURED GLAZED PODS
- M05 FULL HEIGHT GLAZING (RECESSED FRAMING, 40mm x 40mm FRONT GLAZED TIMBER MULLIONS 35x100mm)
- M06 FRAMELESS GLAZED BALUSTRADE
- M07 FRAMELESS BUTT JOINTED GLAZING
- M08 FEATURE TIMBER COLUMN & CEILING
- M09 CONCRETE PAVER (1200mm x 1200mm)
- M10 CLEAR ACRYLIC EDGE TO POOL
- M11 TIMBER SCREENING / LOUVRES
- M12 CONCRETE CRIB WALL WITH PLANTING
- M13 DARK GREY MOSAIC TILING
- M14 BAMBOO PRESSED CONCRETE (VERTICAL STRIPS)
- M15 VERTICAL TIMBER SCREEN (35x35mm WITH 50mm SPACING)

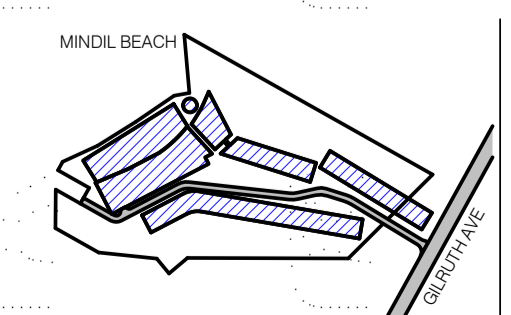


1 BUILDING SECTION - HOTEL / F&B BAR  
1:50

HACHEM ARCHITECTURE INTERIOR MARKETING  
 HACHEM.COM.AU LEVEL 3, 2 DREWERY PLACE 188 WESTON STREET  
 INFO@HACHEM.COM.AU MELBOURNE 3000 BRUNSWICK EAST 3067  
 STUDIO +61 1300 734 560 VICTORIA, AUSTRALIA VICTORIA, AUSTRALIA

The information contained within this and accompanying documents is confidential and commercially sensitive. They are permitted only to be opened, read and used by the addressee. Verify all dimensions and levels on site prior to shop drawing or construction. Do not scale drawings. Figure dimensions must be used in preference to scaled dimensions. Notify Architect of any discrepancies.

REV.	DESCRIPTION	DATE
A	TOWN PLANNING SUBMISSION	19/02/21



PROJECT LOCATION  
 25 GILRUTH AVENUE,  
 THE GARDENS, DARWIN

DRAWING SCALE: As indicated  
 SHEET SIZE: A1  
 PROJECT NO: 257

DRAWING DATE: 19/02/21  
 CHECK: EP  
 DRAWN: KS

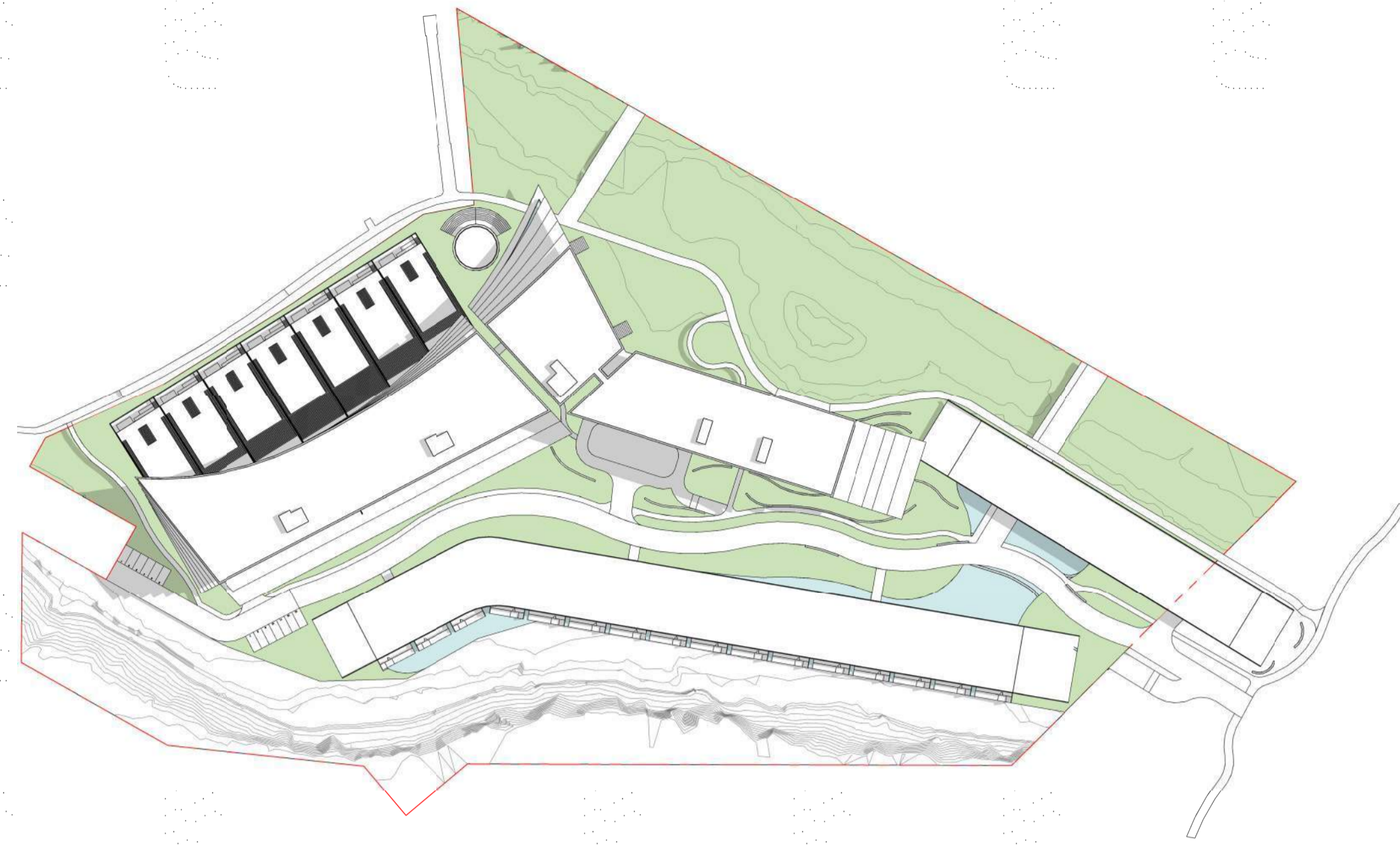


DRAWING TITLE  
 BUILDING SECTION - HOTEL / F&B BAR

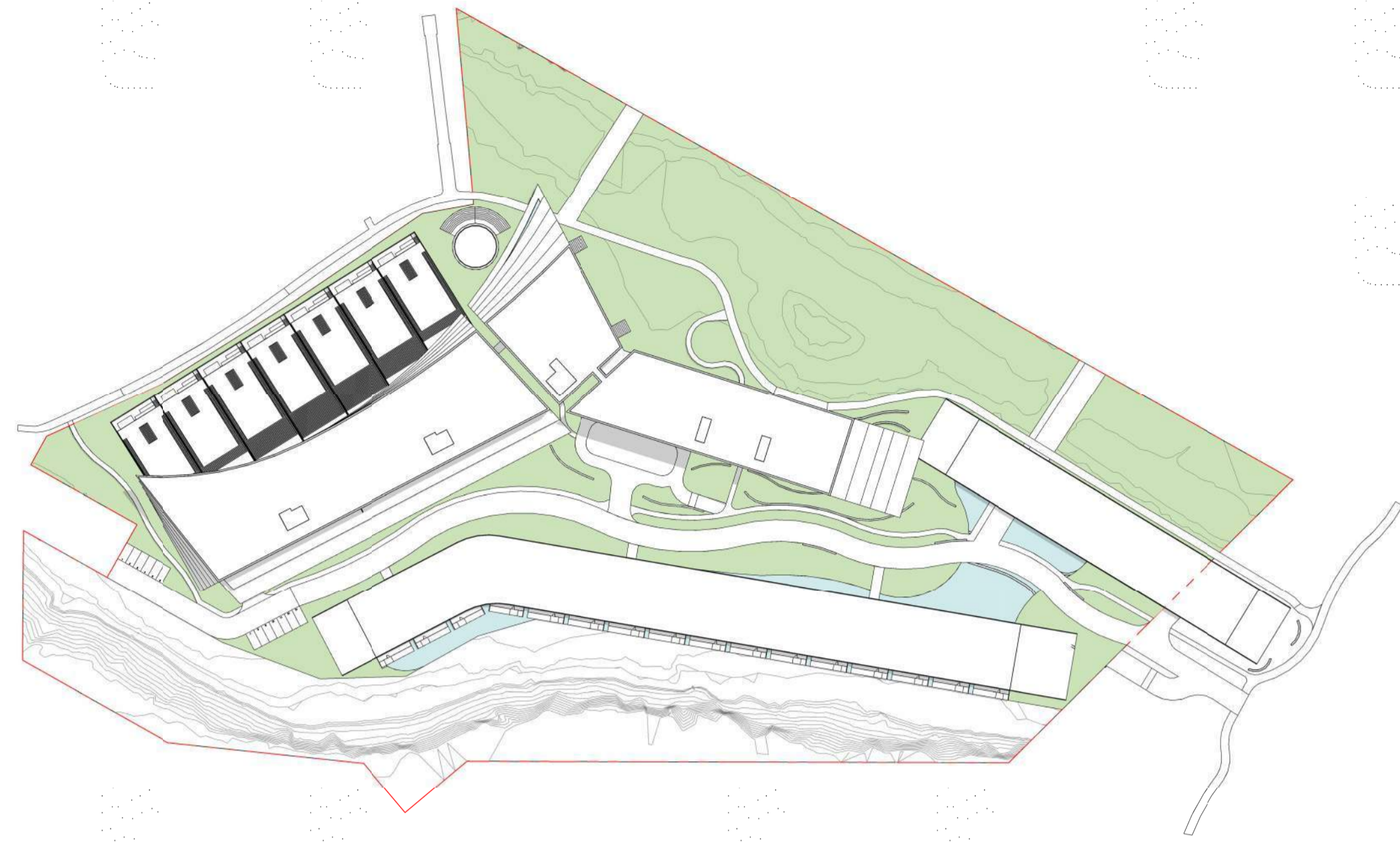
PROJECT NAME  
 LITTLE MINDIL

REVISION: A  
 BUILDING / ATTRIBUTE: 12°26'59" S 130°49'45" E

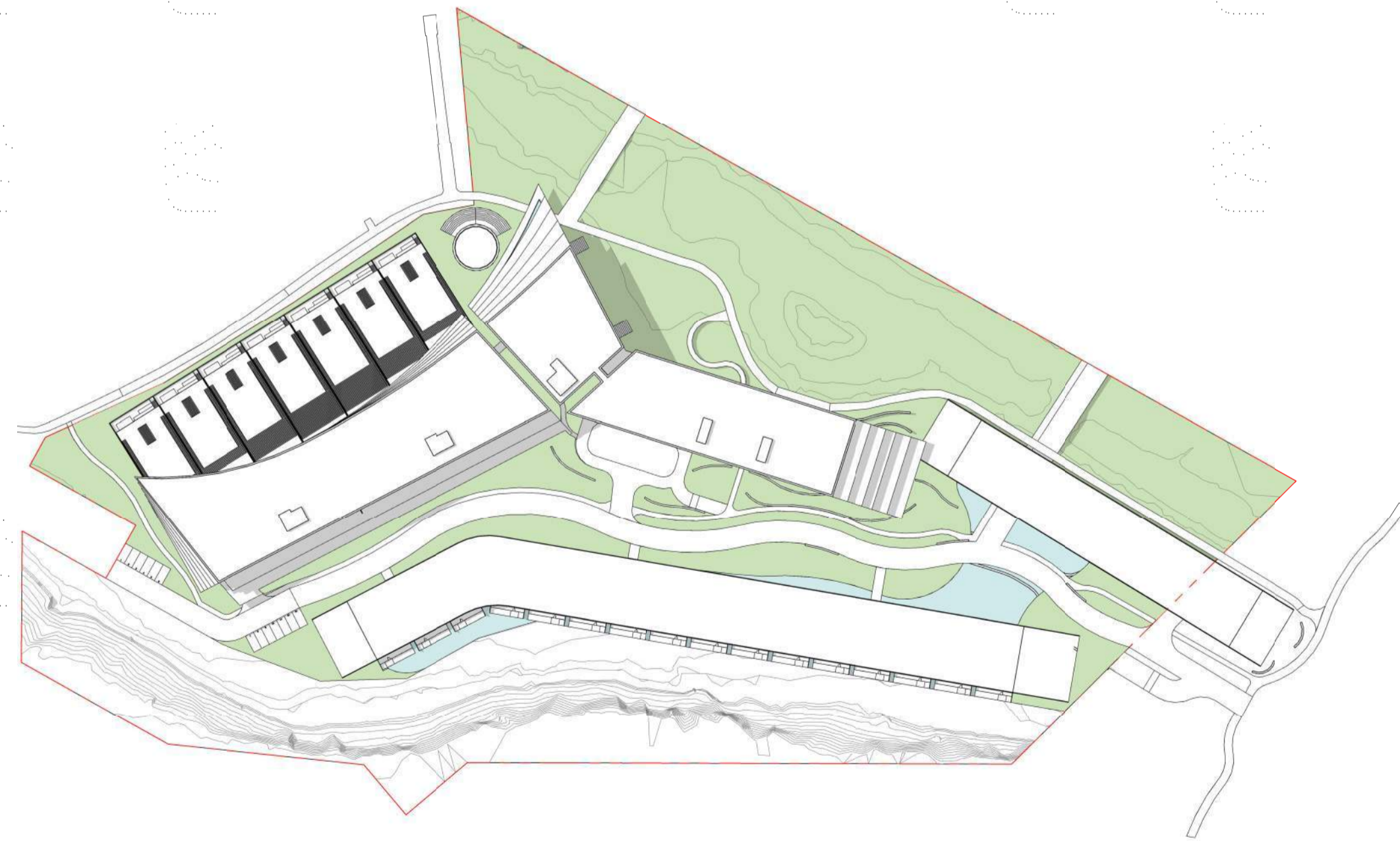
DRAWING NO.  
 TP3.03



1 SHADOW DIAGRAM - PROPOSED - SEP 22 9AM  
1 : 1500



2 SHADOW DIAGRAM - PROPOSED - SEP 22 12PM  
1 : 1500

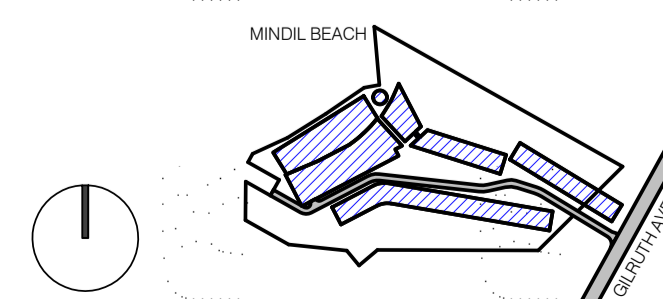


3 SHADOW DIAGRAM - PROPOSED - SEP 22 3PM  
1 : 1500

HACHEM ARCHITECTURE INTERIOR MARKETING  
HACHEM.COM.AU LEVEL 3, 2 DREWERY PLACE 183 WESTON STREET  
INFO@HACHEM.COM.AU MELBOURNE 3000 BRUNSWICK EAST 3067  
STUDIO +61 1300 734 560 VICTORIA, AUSTRALIA VICTORIA, AUSTRALIA

The information contained within this and accompanying this document is confidential and commercially sensitive. They are permitted only to be opened, read and used by the addressee. Verify all dimensions and levels on site prior to shop drawing or construction. Do not scale drawings. Figure dimensions must be used in preference to scaled dimensions. Notify Architect of any discrepancies.

REV.	DESCRIPTION	DATE
A	TOWN PLANNING SUBMISSION	19/02/21



PROJECT LOCATION  
25 GILRUTH AVENUE,  
THE GARDENS, DARWIN

CLIENT  
DAVID DO AWI

DRAWING SCALE  
1 : 1500

DRAWING DATE  
19/02/21

SHEET SIZE  
A1

CHECK  
EP

PROJECT NO  
257

DRAWN  
KS



DRAWING TITLE  
PROPOSED SHADOW DIAGRAMS

PROJECT NAME  
LITTLE MINDIL

REVISION  
A

DRAWING NO.  
TP4.01

TOWN PLANNING

BUILDING / ATTRIBUTE  
12°26'59" S  
130°49'45" E

TP4.01